

# FY23/24 Budget Submittal

Ways & Means  
January 18, 2023



South Carolina Department of Transportation



South Carolina Department of Transportation Key Personnel  
Contact Information

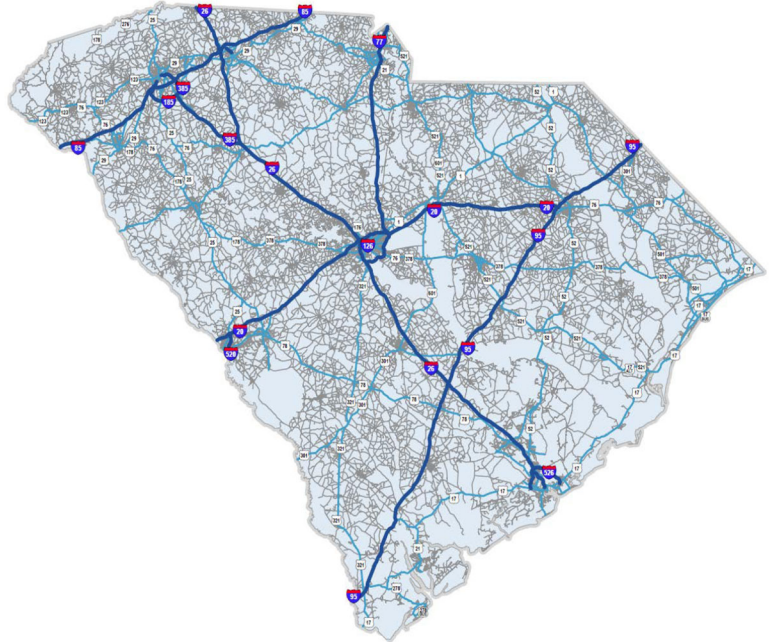
Title	First Name	Last Name	E-Mail Address	Direct Phone Number
Secretary of Transportation	Christy	Hall	<a href="mailto:HallCA@scdot.org">HallCA@scdot.org</a>	803-737-0874
Chief of Staff	Justin	Powell	<a href="mailto:PowellJP@scdot.org">PowellJP@scdot.org</a>	803-737-0608
Deputy Secretary for Engineering	Leland	Colvin	<a href="mailto:ColvinLD@scdot.org">ColvinLD@scdot.org</a>	803-737-7449
Deputy Secretary for Intermodal Planning	Brent	Rewis	<a href="mailto:RewisBL@scdot.org">RewisBL@scdot.org</a>	803-737-7903
Acting Deputy Secretary for Finance & Administration	Maggie	Hendry	<a href="mailto:HendryM@scdot.org">HendryM@scdot.org</a>	803-737-1240
Acting Chief of Financial Planning	Rob	Quetti	<a href="mailto:QuettiRF@scdot.org">QuettiRF@scdot.org</a>	803-737-1140
Deputy Chief of Financial Planning	Kevin	Baker	<a href="mailto:BakerJK@scdot.org">BakerJK@scdot.org</a>	803-737-7119
Director of Budgets and Reporting	Scott	Ludlam	<a href="mailto:LudlamSA@scdot.org">LudlamSA@scdot.org</a>	803-737-2919
Chief Counsel	Barbara	Wessinger	<a href="mailto:WessingerBM@scdot.org">WessingerBM@scdot.org</a>	803-737-1348
Director of Human Resources	Karl	McCottry	<a href="mailto:McCottryKM@scdot.org">McCottryKM@scdot.org</a>	803-737-1321
Director of Minority and Small Business Affairs	Greg	Davis	<a href="mailto:DavisGQ@scdot.org">DavisGQ@scdot.org</a>	803-737-1266
Director of Governmental Affairs	Ted	Creech	<a href="mailto:CreechJT@scdot.org">CreechJT@scdot.org</a>	803-737-0593



South Carolina  
Department of Transportation

## Agency Overview

As one of the five largest state agencies in South Carolina, the South Carolina Department of Transportation (SCDOT) has approximately 4,500 men and women who work across the state in all 46 counties, with the central headquarters located in Columbia. The agency’s purposes include planning, construction, maintenance, operation of the state highway system, and the development of a state wide intermodal and freight program.



SCDOT is responsible for maintaining approximately 41,300 miles of road (90,000+ lane miles) and more than 8,400 bridges. South Carolina has the 4<sup>th</sup>-largest state-maintained highway system in the nation while serving the 6<sup>th</sup>-fastest population growth rate in the nation. The state-owned highway system in South Carolina is shown in the figure to the right.

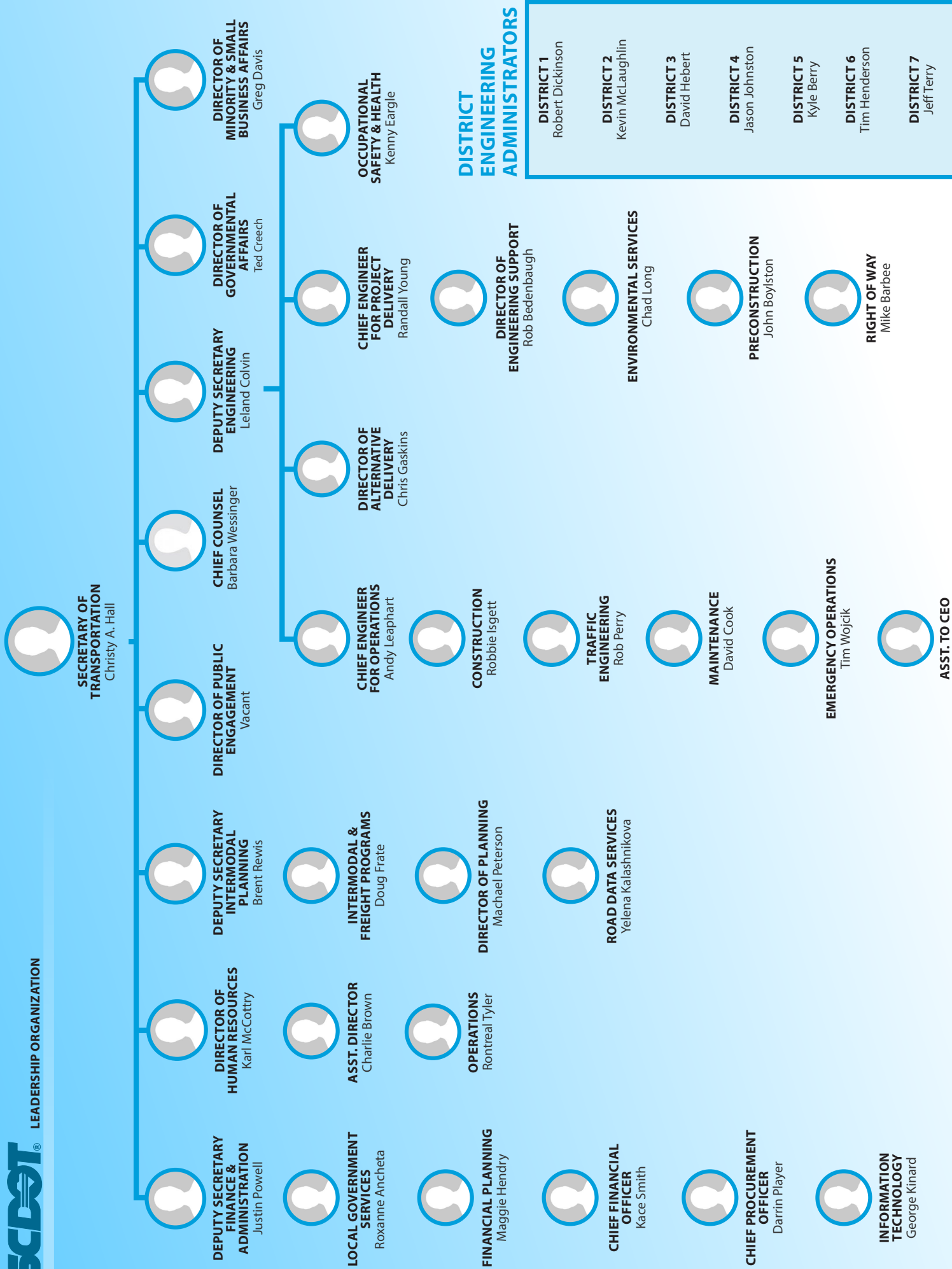
To help govern the authority of SCDOT, nine-members make up the State Transportation Commission with one member from each of the seven (7) Congressional Districts and two (2) at-large members. They appoint the Secretary of Transportation, with the advice and consent of the Senate. The Secretary is charged with the affirmative duty to carry out the policies of the Commission, administer the daily operations of the agency and provide direction to staff.

### Our Mission



*“SCDOT shall have as its functions and purposes the systematic planning, construction, maintenance, and operation of the state highway system and the development of a statewide intermodal and freight system ... the goal of the Department is to provide adequate, safe, and efficient transportation services for the movement of people and goods.”*

(SC Code Section 57-1-30)



South Carolina Department of Transportation  
Full Time Equivalent (FTE) Information as of December 5, 2022

Organizational Unit	Authorized FTEs	Filled FTEs	Vacant FTEs
General Administration	310	253	130
Engineering Administration/ Project Management	1,300	1,139	228
Highway Maintenance	2,827	2,104	667
Toll Operations	-	-	-
Intermodal/ Mass Transit	69	63	12
<b>Total</b>	<b>4,506</b>	<b>3,558</b>	<b>1,037</b>

# SFY 2023-2024 Budget Request

January 18, 2023




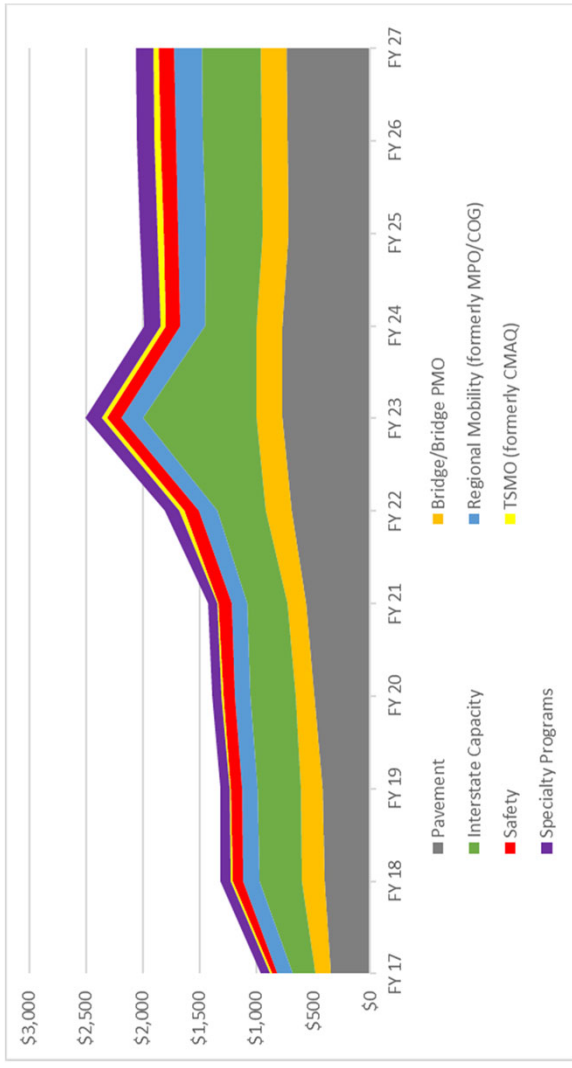
## Bottom Line Upfront

- Thanks to the General Assembly's foresight, SCDOT is delivering on its 10-Year Plan at or ahead of schedule with a focus on bringing the State Highway System into a state of good repair and start addressing the issues of congestion and economic development facing the state.
- Budget requests continue the 10-Year Plan's progress and focusing on bridge investment needed to keep South Carolina's economy moving.



# Current 10-Year Plan (2022 Update)

- In 2018, SCDOT adopted a 10-Year Plan to guide investments resulting from Acts 275 and 40.
- Strategically invests funds to get desired results toward a state of good repair and system performance.
- Updated to reflect the investments made by the General Assembly in interstate capacity projects in SFY 22-23.






# 10-Year Plan Accomplishments

*Rural Road Safety*



**855 miles**

*Paving*



**~6,600 miles**

*Bridges*



**280 bridges**

*Interstates*



**101 miles**

**New Target of  
1250 miles**

**Pavements  
Measuring Good  
Have Doubled**

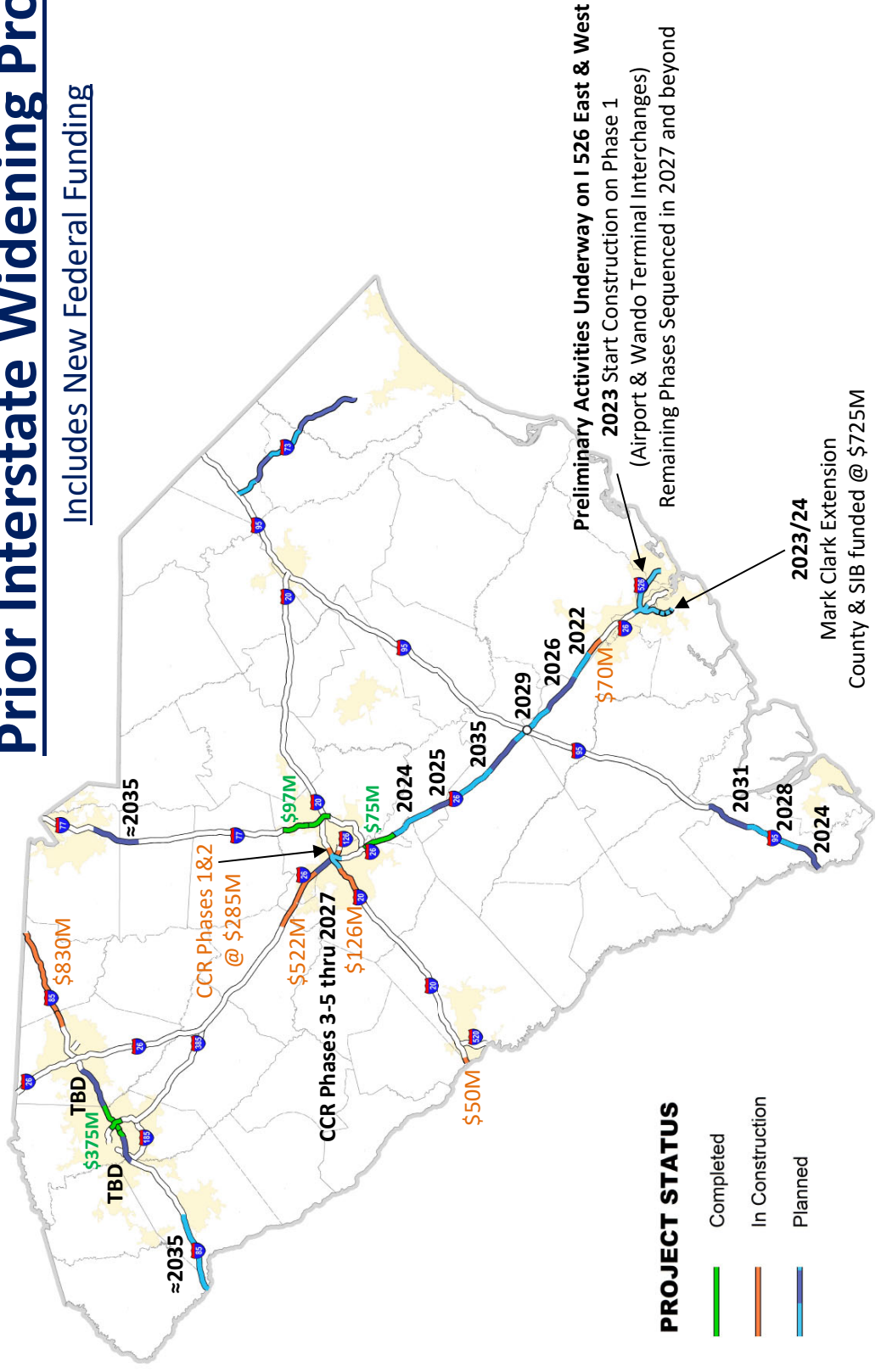
**New Target of  
500 bridges**

**215 miles  
Targeted**



# Prior Interstate Widening Program

Includes New Federal Funding

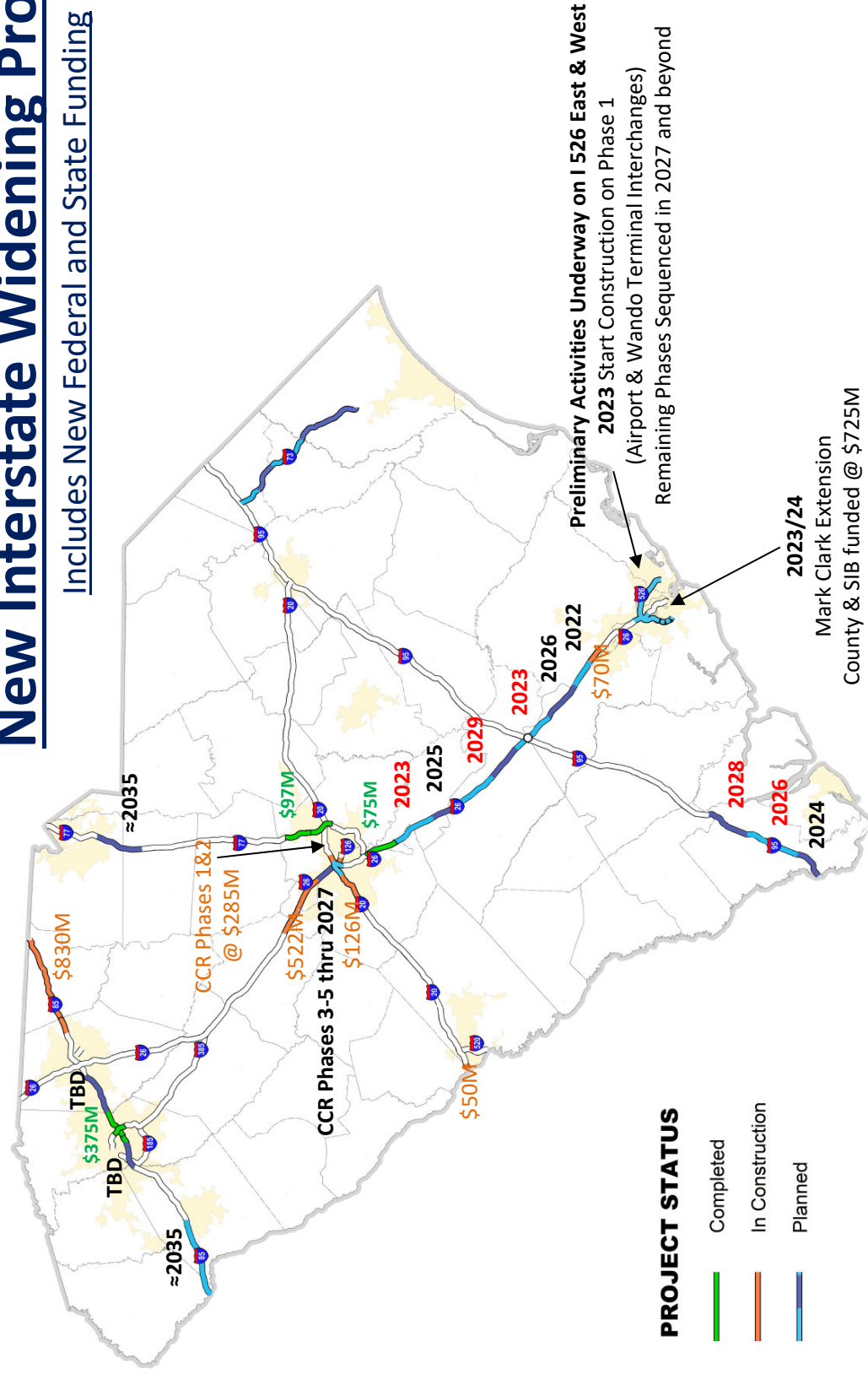


## PROJECT STATUS

- Completed
- In Construction
- Planned

# New Interstate Widening Program

Includes New Federal and State Funding



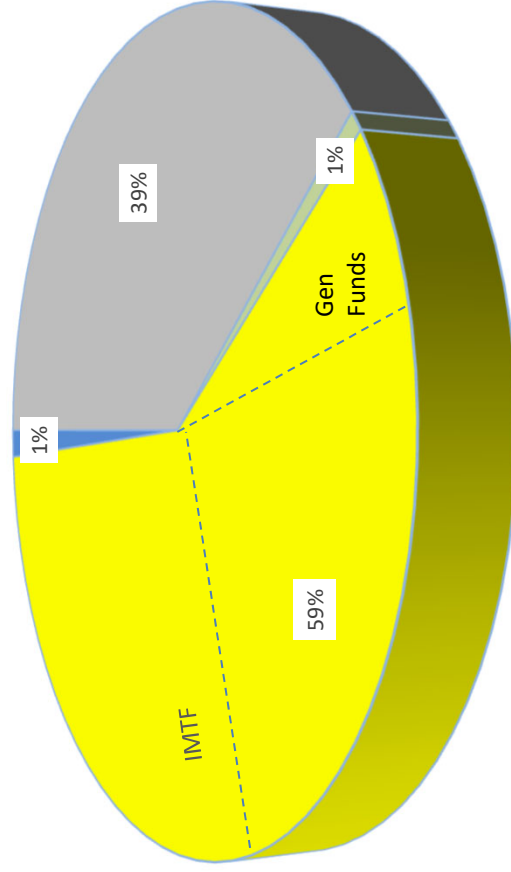
## PROJECT STATUS

- Completed
- In Construction
- Planned

## FY 23-24 Estimated Revenues \$2.685B

Federal Reimbursements	\$1.043B
Cash Balances	\$23M
State Revenues <i>Including New Gas Tax Trust Fund (IMTF) \$753M State General Funds (IJA, Rest Areas) \$154M</i>	\$1.587B
Partnered Projects	\$32M

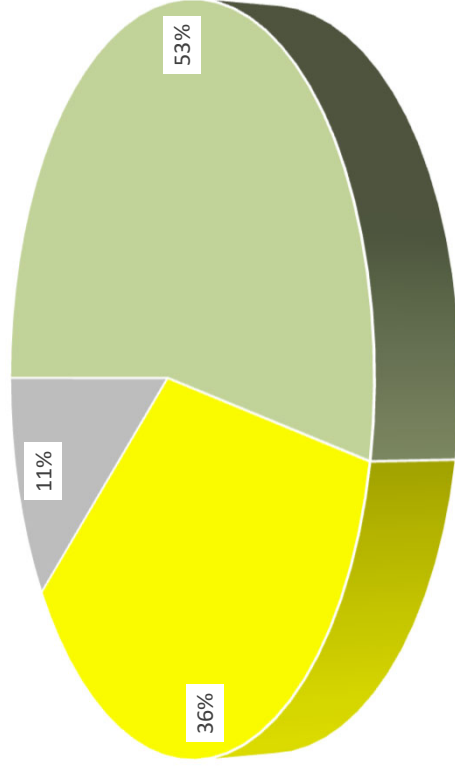
Total Estimated Revenues      \$2.685B



**FY 23-24 Estimated Expenditures**  
**\$2.685B**

Maintenance & System Preservation	\$1.427B
Capacity & Operational Improvements	\$ 972M
Remaining Operations	\$ 286M

Total Budgeted Expenditures      \$2.685B



## Additional Funding Needs


### Bridge Requests

- South Carolina's growing economy depends on moving freight across South Carolina's bridges. Of 1,778 bridges on the Interstate and Primary networks, 1,125 or 63% need repair or replacement.
- \$1 Billion over five years to ensure long-term mobility and freight movement by tackling bridges in corridor-specific approach.



### Litter

- \$8M Recurring: Add litter clean-up to high visibility routes off the interstate system.



# Executive Budget Requests



**I-73 Phase 1**  
**\$300M Non-Recurring Funds**



## FY 23-24 Proviso Changes

### Proposed Deletions

Delete 84.10

~~The Department of Transportation may carry forward any unexpended general fund balance from the prior fiscal year and expend those funds in the current fiscal year.~~

*This strikes out a duplicative proviso which now covered in Proviso 84.1*







# Proposed SFY 2023-24 County Transportation Committee (CTC) Fund Budget

CTC Revenue Forecast	Prior Year Actual	Prior Year Actual	General Assembly	Proposed
	Revenues 2020-2021	Revenues 2021-2022	Approved 2022-2023	Executive Budget 2023-2024
Gasoline Tax*	97,335,191	110,495,993	110,564,976	114,987,575
Fees and Receipts-Counties	24,615,382	31,208,149	20,000,000	20,000,000
Investment Earnings	3,452,166	2,960,655	3,500,000	3,000,000
Transfer-SC/TIB	9,369	-	-	10,000
Misc Transfer-Other Fund	17,694,692	20,249,716	20,500,000	20,500,000
<b>Total CTC Fund Revenue</b>	<b>143,106,800</b>	<b>214,914,513</b>	<b>154,564,976</b>	<b>158,497,575</b>

CTC Expenditure Forecast	Prior Year Actual	Prior Year Actual	General Assembly	Proposed
	Expenditures 2020-2021	Revenues 2021-2022	Approved 2022-2023	Executive Budget 2023-2024
Permanent Improvements	26,629,011	30,547,449	18,010,000	30,000,000
Other Operating	326,826	1,664,197	1,000,000	1,000,000
Allocations to Municipalities	257,086	730,925	1,000,000	1,000,000
Allocations to Counties	97,948,905	146,020,386	134,564,976	126,497,575
<b>Total CTC Budget</b>	<b>125,161,827</b>	<b>178,962,957</b>	<b>154,574,976</b>	<b>158,497,575</b>

\*2.66 Cent Allotment of Gas User Fee for 'C' Funds (SEC 12-28-2740 (A))  
 \*\*FY 2023 is at the max per Act 40 at .03999 cents per gallon. FY 2024 Complete.  
 End of Year Cash Balance 06/30/22 \$ 214,511,363



**Questions?**



<b>AGENCY NAME:</b>	South Carolina Department of Transportation		
<b>AGENCY CODE:</b>	U120	<b>SECTION:</b>	084

---

**2022**  
**Accountability Report**

---

**SUBMISSION FORM**

I have reviewed and approved the data submitted by the agency in the following templates:

- Data Template
  - Reorganization and Compliance
  - FY2022 Strategic Plan Results
  - FY2023 Strategic Plan Development
  - Legal
  - Services
  - Partnerships
  - Report or Review
  - Budget
- Discussion Template
- Organizational Template

I have reviewed and approved the financial report summarizing the agency’s budget and actual expenditures, as entered by the agency into the South Carolina Enterprise Information System.

The information submitted is complete and accurate to the extent of my knowledge.

<b>AGENCY DIRECTOR</b> <i>(SIGN AND DATE):</i>	<b>SIGNATURE ON FILE</b>	<b>Signature Received:</b> 10/7/2022 16:09
<i>(TYPE/PRINT NAME):</i>	Christy A. Hall, P.E., Secretary of Transportation	

<b>BOARD/CMSN CHAIR</b> <i>(SIGN AND DATE):</i>	<b>SIGNATURE ON FILE</b>	<b>Signature Received:</b> 10/7/2022 16:09
<i>(TYPE/PRINT NAME):</i>	David E. “Gene” Branham, Sr., Chairman	

## AGENCY'S DISCUSSION AND ANALYSIS

The South Carolina Department of Transportation (**SCDOT**) is the state agency in South Carolina responsible for planning, constructing, maintaining, and operating the highway system in South Carolina, as well as the development of a statewide intermodal and freight program. The SCDOT Headquarters is located centrally in Columbia, with county offices representation in every county across the state. On a day-to-day basis, 1 Secretary of Transportation, 3 Deputy Secretaries, 7 Engineering Districts, 46 County Offices, and approximately 4,500 hard-working men and women fulfill this charge.

There is a nine-member Transportation Commission that governs SCDOT, with one member from each of the seven Congressional Districts and two at-large members. The Commission appoints the Secretary of Transportation, with the advice and consent of the Senate. The Secretary is charged with the duty to carry out the policies of the Commission, administer daily operations of the agency, and provide direction to staff.

This transportation organization composes the 4<sup>th</sup> largest state-owned system in the United States with approximately 41,295 centerline miles of roadway and 8,431 bridges. While serving the 10<sup>th</sup>-fastest population growth rate in the nation, the highway system is vital to the increasing growth of South Carolina's economy. South Carolina's highway system interconnects ports with major cities and commercial hubs while promoting the efficient transfer of both goods and people within the State and across interstate corridors. South Carolina continues to attract new residents, tourists, and businesses. This growth has influenced SCDOT's ability to maintain and operate the transportation network. SCDOT has focused its efforts to getting the system to a state of good repair through the development and implementation of an aggressive 10-Year Plan to drive investments towards projects that aid in recovering the system from the past three decades of underfunding.

The SCDOT 10-Year Plan became possible through the passage of Act 40 of 2017, by the South Carolina General Assembly. It infused approximately \$600 million annually in new state funding dedicated to SCDOT. In January 2022, the Governor and the General Assembly approved \$453 million in one-time American Rescue Plan Act (ARPA) funds to accelerate our interstate widening program, \$133.6 million is one-time funding for the widening of our rural interstates, \$120 million in state funding to serve as a match for our federal aid program, and \$250 million to the County Transportation Committees (CTCs). The increased funding has and will continue to allow us to make progress over the next decade in restoring our transportation network.

On the federal side, SCDOT received an increase in federal funding -approximately \$1 billion- through the Bipartisan Infrastructure Law (BIL), with additional federal funds tied specifically to bridges, electric vehicle charging, and discretionary grant programs. Together, these unprecedented investments in the state's physical infrastructure will help all South Carolinians by combating congestion in urban areas and addressing economic development and mobility needs in rural areas.

*"The money's been put to work and the industry has responded. The bottom line is ... we've exceeded the targets that we've set up, so it's time to **raise the bar.**"*

Christy Hall, P.E.  
South Carolina Secretary of Transportation

## SIGNIFICANT PROJECTS

The 10-Year Plan was developed by SCDOT by aligning all of the agency's infrastructure repair and improvement efforts. This plan encapsulates 2018-2027, and has allowed SCDOT to succeed by (1) Diversifying SCDOT's revenue stream to not be over reliant on federal funds, and allowing projects to be streamlined; (2) Phasing in the Gas Tax increase to allow ramping up of industry; (3) Implementing a strategic targeted plan to rebuild and improve the transportation network; (4) Putting SCDOT in a position to maintain a robust construction program, despite external impacts.

At the halfway mark of this plan, unprecedented progress has been made. SCDOT has dramatically increased its work program by tripling its construction program to a record-breaking \$3.8 billion level at the end of 2022. There is construction or maintenance in *every county*. The transportation industry has responded by completing record-breaking levels of work. We have invested the funds in these four programs, exactly the way we said we would:

- **SAFETY/RURAL ROAD:** South Carolina ranks #1 for Rural Fatality Rates in the nation. Nearly 30% of the state's fatalities and serious injury crashes occur on rural roads that makes up 5% of the network. The Safety/Rural Road program *raised the bar from the ten-year total of 1,000 miles to 1,250 miles*, and is currently ahead of schedule at 756 miles completed to date.
- **PAVING:** The largest single area of this investment is for paving. SC has a large network of roads that had been neglected for thirty years resulting in billions of dollars in deferred maintenance. By design, our Strategic Plan (Goal 2.2.) tracks the progress of our Pavement Program, in which every county is guaranteed paving projects. The major road networks or **primary routes have improved their measurement of "good" from 19% (2016) to 43% (2022)**, well on our way towards 53% Good target for year 2026. That is equivalent to paving approximately 5,500 miles of road!
- **BRIDGES:** The vital links in the transportation system in and across South Carolina are the bridges. SCDOT has targeted load restricted and bridges in poor condition on the network that create inefficiencies and unnecessary delays. With the completion of the three-year Load Rating Effort in 2021, and additional funding available, it became evident that a more holistic approach was needed to deliver the bridge program. SCDOT expanded the scope of the program and increased the number of bridges. The bridge program *raised the bar by increasing our ten-year target of replacing 465 bridges to 500 bridges* while remaining on target with 224 bridges completed or under contract.
- **INTERSTATE CAPACITY:** SC is booming and our economy is dependent upon good interstates to feed our economic engine. We have established an aggressive interstate widening program that will improve mobility and capacity by widening more than 100 centerline miles of interstate, targeting bottlenecks in urban areas and key rural sections. Our ten-year objective of improving 140 miles of interstates is on target with approximately 82.5 miles completed or advanced to construction.

## AGENCY SUCCESSES

The 10-Year Plan has been marked with successes as roads are resurfaced, bridges are replaced, interstates are widened, and rural roads are tackled. In addition to those successes, SCDOT strengthened partnerships and earned major achievements and awards as follows:

- In July 2021, the US 15 Bridge over Indian Fields Swamp won a **2021 Design-Build Merit Award** from the Design-Build Institute of America's National Project/Team. The Dorchester County project was designed, permitted, and constructed in 111 days from notice of award, which was 52 days ahead of the required completion date.
- Benedict College, FHWA, and SCDOT held a virtual **2021 Summer Transportation Institute (STI) Event** in July 2021. The program consisted of 21 high school students representing 15 high schools in South Carolina. The federal initiative was created to bring about awareness to students on career opportunities in transportation.
- On November 2, 2021, SCDOT employees in every county participated in the **Fall Cleanup** event. Thousands of pounds of litter were picked up statewide from the highway system.
- **Carolina Crossroads Groundbreaking** Ceremony on November 8, 2021, Governor McMaster joined SCDOT, FHWA and other elected officials for the groundbreaking of the Carolina Crossroads project in Columbia. The project is South Carolina's largest interstate improvement project to date and will improve 14 miles of I-20, I-26 and I-126.
- The contract for the final phase of the **Berlin G. Myers Parkway** was awarded on November 15, 2021, after more than 18-years of permitting and engineering work. This project required two environmental permits (404 and 408), which was a very rare occurrence. This will complete the final 3.9 miles of the parkway in Summerville.
- In December 2021, SCDOT partnered with the South Carolina Department of Public Safety to kickoff the **"Sober or Slammer" Campaign** and address the high number of traffic and pedestrian fatalities in South Carolina.
- In February 2022, SCDOT partnered with SCDPS to film a **"Move Over" Public Service Announcement** reminding motorists to slow down, proceed with caution, and if possible, change lanes when approaching emergency vehicles on the side of the road.
- The **Spring Spruce Up** event was held on March 30, 2022, in conjunction with Lt. Governor Pamela Evette's **Grab-A-Bag** SC effort. Approximately 2,000 SCDOT employees participated statewide in the clean-up event and removed more than 97 tons of litter from South Carolina highways.
- SCDOT and SC Department of Public Safety (SCDPS) jointly won the State Library **Notable State Document Award** on April 13, 2022. The award recognized the "South Carolina Strategic Highway Safety Plan Target Zero" document that provides a comprehensive and coordinated framework for safety partners to reduce fatalities and serious injuries on all public roads in South Carolina.
- In May 2022, the American Council of Engineering Companies awarded SCDOT the **National Engineering Excellence Award** for the agency's work to repair a damaged tendon (cable) on the I-526 Wando River Bridge. The damage was discovered during a routine inspection in May 2018, and the bridge was fully reopened to traffic three weeks later.

## INTERNAL & EXTERNAL FACTORS AFFECTING PERFORMANCE

This section displays the internal and external factors that influenced the agency's performance over the past year, as well as our current efforts and result.

### *Internal*

- **Personnel:** Our employees are the most critical internal factor that affects how our mission is performed. The talented individuals that unite and make up One SCDOT are our greatest assets. SCDOT is challenged in our ability to attract, hire and retain employees in each county of the state. We have developed a Target Operating Model, which is described later in this document under Restructuring Recommendations. The retention of valued employees is essential for our agency to achieve its mission.
- **Extraordinary Events:** SCDOT continually responds statewide to natural or man-made calamities, such as hurricanes, flooding, severe storms, tornadoes, seismic activity, fires, or emergency road/bridge closures. Our employees go above and beyond to assist during such times. This year we responded to January's Winter Storm Izzy. Funding for such expenses is absorbed from other programmed, budgeted items. Extraordinary events affect existing programs, unless additional funding is made available at federal or state levels.
- **Infrastructure:** Some of the biggest challenges with the existing system are (1) poor pavement conditions, (2) structurally-deficient bridges, (3) much-needed road widenings, and (4) deadly rural roads. *These four areas continue to be tracked and are a major focus of our Ten-Year Plan.*

### *External*

- **Federal Funds and the Infrastructure Investment and Jobs Act (IIJA):** The largest revenue source (almost 45%) for SCDOT is Federal Funds derived from the Federal Motor Fuel User Fees. The current federal transportation legislation, IIJA, became law on November 15, 2021. The appropriations of IIJA will provide guaranteed federal funding between FY'22 and FY'26, and be available until fully expended for certain programs, allowing us to continue progress on our Ten-year plan, especially the interstate and bridge programs.
- **State Funds:** The SC General Assembly set the stage for allocating recurring funds for SCDOT through the Roads Bill of 2017. For FY 2023, they have once again focused on transportation by approving one-time funds through the American Rescue Plan Act (ARPA) dedicated to accelerate our interstate widening program, widening rural interstates, serving as a match for our federal aid program, and funding for the County Transportation Committees (CTCs). This additional state funding, combined with federal funds, will allow us to advance the 10-year plan.
- **Continuation of COVID-19 Work and Revenue Impacts:** While the global COVID-19 pandemic continues to shift, the effects are still felt across the transportation sector. Contractors and their sub-contractors are facing challenges with material shortages and labor inefficiency. Key components of the 10-year plan's success are to ensure that there are enough contractors to complete the work and enough materials to complete projects.

## CURRENT EFFORTS & ASSOCIATED RESULTS

Over the last two years SCDOT has gradually restructured in an effort to align our organizational chart to meet the challenge, vision, and priorities of the 10-Year Plan. To reflect a planned future structure of each Division, a Target Operating Model was established that reflects a desired future state at 85% of current authorized manpower levels. The Agency organizational chart was revised and continues to evolve in an effort to diligently improve and enhance our transparency efforts, re-evaluate priorities for utilizing available manpower, and thoroughly review standing/historical practices to ensure consistency with priorities of the agency.

The enclosed organizational chart shows the structure and the first three levels of the chain of command. Since last year's submittal of this report, changes were made to the following areas: under Finance and Administration, the Contract Assurance Office was moved under the Chief Procurement Officer, and the Office of Local Government Services was created to streamline grant management with local government and political subdivisions; the Legal Services Office is now referred to as Chief Counsel and oversees the Claims Office and the Call Center; Public Relations was renamed Public Engagement; in Engineering, the Office of Mega Projects was renamed Alternative Delivery. (Please see "Organization Template.")

Although Commissioners are not employee positions reflected on the organizational chart, there were several changes that occurred earlier this year:

- David E. "Gene" Branham, Sr., representing the 5th Congressional District, was elected Chairman of the Transportation Commission following the January 2022 meeting.
- Tony K. Cox, representing the 7th Congressional District, was elected Vice-Chairman following the January 2022 meeting.
- William B. Dukes, representing the 2nd Congressional District, filled the vacated position in August 2021.
- Max K. Metcalf, representing the 4th Congressional District, filled the vacated position in May 2022.
- There are currently three vacant positions on the Commission representing the 1<sup>st</sup> Congressional District and two of the Governor's At-Large Appointees.

The Secretary of Transportation and the governing board of the agency mentioned above, the SCDOT Commission, fully understand the challenge of building, maintaining, and preserving the pavement and bridge assets of the state highway system today, and how this will enable us to rebuild that system into one that will meet the needs of every South Carolinian in the future. To accomplish this, SCDOT developed and implemented four major transportation documents, to include the Strategic Plan (SP), Statewide Transportation Improvement Program (STIP), the Transportation Asset Management Plan (TAMP), and Statewide Multimodal Transportation Plan (MTP).

SCDOT has adopted transportation asset and performance management as a best management practice and has fully embraced the concept for all of its programs. These plans document our commitment to the Governor, General Assembly, and the citizens of South Carolina, that SCDOT will maintain the State Highway System in the highest state of good repair possible given the funding available. A description of each plan or program is below:

- **Strategic Plan** is the overarching guide of our transportation vision, mission, values, and goals. The SCDOT Strategic Plan is a multi-year plan provided to all employees and continually presented to new employees at New Employee Orientations. Our statutory charge to ***"build and maintain roads and bridges in and across the state and provide mass transit to the motoring public"*** continues to be our purpose and therefore, our strategic plan continues as we complete and track measures for each goal (see Strategic Planning spreadsheets). Our Strategic Plan has five goals:



- 1: **Improve safety** programs and outcomes in our high-risk areas.
  - 2: **Maintain and preserve** our **existing** transportation infrastructure.
  - 3: **Improve SCDOT program delivery** to increase efficiency and reliability of our road and bridge network.
  - 4: **Provide a safe and productive work environment** for SCDOT employees.
  - 5: **Earn public trust** through transparency, improved communications, and audit compliance.
- **Statewide Transportation Improvement Program (STIP)** is the state’s 7-year improvement program for all projects or programs receiving state or federal funding, including pavements, bridges, upgrades, freight, safety, congestion mitigation and air quality (CMAQ), transportation alternatives program (TAP), railroad crossings, planning, State Transportation Infrastructure Bank (STIB) payments, preventative maintenance and operations, and public transportation. This is reviewed every three years, but is also revised on a continual basis to reflect the latest program and project information. The current plan was approved in 2021, and it will be updated in 2024.
  - **Transportation Asset Management Plan (TAMP)** is a 10-year plan that focuses on programs and activities to improve business practices, asset conditions, and system performance. The TAMP uses asset and performance management principles and practices that tie defined asset condition outcomes to specific levels of investment. In other words, how do we ensure that pavement and bridge assets have the longest service life possible for the least practical cost. The plan includes the condition targets that were established as part of our 10-Year Plan. This is reviewed at two-year intervals to evaluate performance targets and sets the agency’s asset investment strategies. The current plan was completed June 2022.
  - **Multimodal Transportation Plan (MTP)** is a 20-year long-range plan that identifies statewide, multi-modal needs, forecasts investment levels, and estimates annual funding gaps. The Multimodal Transportation Plan is South Carolina’s long-range transportation plan. The 2040 Multimodal Transportation Plan update includes fully integrated modal plans for the Interstate, Strategic Corridors, Public Transit and Human Health Service Coordination, Freight, and Rail. This is updated every five-years. The current plan was completed July 2020, with the next plan to follow in October 2024.

## **PLANS UNDER DEVELOPMENT**

Our current task over the next ten years and beyond is to continue the repair and rebuilding of our transportation network to ensure that our citizens and businesses can travel on a safe and reliable system. SCDOT has made excellent progress towards accomplishing the objectives in the 10-year Plan. We have a transformative opportunity in the remaining years of the current 10-year Plan to incorporate and accelerate projects to tackle the continued growth and economic development needs of the state.

SCDOT with foresight from the SC Legislature has created a diversified revenue stream. With additional federal funding through the federal Bipartisan Infrastructure Law (BIL), recurring matching state funds, one-time funding to accelerate significant Interstate projects and potential federal grant opportunities, the agency is well positioned to **deploy additional projects**, and **expand the scope** of the 10-year Plan and include more programs.

The first four elements of the Ten-Year Plan as seen on the following chart (Safety, Pavements, Bridges, and Interstate Capacity) have tracked performances over the past four Annual Accountability Reports. Great progress has been made in these areas. With additional funding at the federal and state levels, we are strategically

enhancing the safety and paving projects, as well as adding additional elements to the 10-Year Plan to include the regional mobility program, transportation system management & operations, rest area upgrades, and other specialty programs.

<b><i>Program Element</i></b>	<b><i>Program Description</i></b>
<b><i>Safety</i></b>	Improve non-interstate rural roads with tailored and targeted safety solutions to address road departure incidents throughout the State.
<b><i>Pavements</i></b>	More paving projects using a performance-based approach through a blend of preservation, rehabilitation and reconstruction. Replacement of Open Grade Friction Course on interstates to continue efforts to meet and exceed current planned goals.
<b><i>Bridges</i></b>	Refocus the bridge program with three priorities to: (1) drive the number of closed bridges to zero on all networks, (2) drive the number of posted bridges to zero on interstate and primary routes, and (3) reduce the number of posted bridges on the secondary system.
<b><i>Interstate Capacity</i></b>	Improve major bottlenecks on interstates in urban and rural areas for economic development, evacuation purposes, and to address major freight pinch points at interstate-to-interstate interchanges.
<b><i>Regional Mobility Program (Formerly MPO/COG Program)</i></b>	Refocusing on corridor congestion management, multimodal mobility and alternative transportation. Funding increase to provide minimum distribution to all MPOs and COGs.
<b><i>Transportation System Management &amp; Operations (TSMO)</i></b>	Program will aim to reduce idling and emissions through retimed signals, intelligent transportation systems, intersection improvements, and other strategies.
<b><i>Specialty - Rest Areas</i></b>	Rest area upgrades across the state with an initial focus on the I-26 evacuation corridor.
<b><i>Other Specialty Programs</i></b>	Includes Transportation Alternatives Program (TAP), Planning, Electrical Vehicles, Capital Drainage, and State Infrastructure Bank (SIB) One-Cent Contribution.

## **RISK ASSESSMENT & MITIGATION STRATEGIES**

With each activity SCDOT does, there are risks. Identifying these risks allows SCDOT to better scope the risks, identify ownership, develop mitigation strategies, allocate resources, and manage and monitor the risk. Generally, SCDOT deals with both internal and external risks. Internal risks are those risks within the control of the Department and, as such, SCDOT has the capability to plan and mitigate their occurrences and impacts. While SCDOT does not have control over the occurrence of external risks, identifying these risks facilitates the development of response plans to alleviate the risk impacts upon their occurrence. SCDOT identifies both internal and external risks that can be further classified at four different levels of operations:

1. **Agency or Enterprise-level risks:** These are risks associated with SCDOT goals and objectives. They originate from threats and uncertainties that can hinder SCDOT from realizing its short and long-term goals and are dealt with at the executive level.
2. **Program-level risks:** These are risks associated with the different programs or units within the Department. Program-level risks originate from threats and uncertainties that can hinder achievement of program goals and objectives, or lead to the inefficient operation of business units within SCDOT.
3. **Asset/Project-level risks:** These are risks inherent in individual projects undertaken by the Department. Project-level risks are the most common type of risks usually managed by State DOTs. Because federal legislation (MAP-21) includes mandates to develop risk-based transportation asset management plans, SCDOT approaches risk management in a more comprehensive manner.
4. **Activity-level risks:** These are risks associated with conducting daily work activities that support programs or projects. They are identified in action plans prepared by every unit in support of the SCDOT Strategic Plan. Activities that support one of the strategic goals or objectives are listed along with the associated risks, risk owner, and actions taken to mitigate the risks.

Our goal is simple, which is “**build and maintain roads and bridges in and across the state and provide mass transit to the motoring public.**” Our challenge is to do this safely and efficiency. With assistance of the Internal Audit Services Office, risks were assessed and compiled to highlight areas that need to be managed. The top three areas are shown below.

1. **Personnel issues** including the loss of key staff and the inability to recruit and retain staff.
2. Perpetual challenge of our **external partners** to effectively ramp up. The agency continues to work with its partners to promote increased capacity. The industry has responded to the increase in projects.
3. Response to man-made or natural **disasters**. SCDOT continually responds statewide to calamities, such as hurricanes, floods, tornados, earthquakes, fires, winter storms, etc. Our employees go above and beyond to assist during such times. There is also a financial risk implied with disasters.

## TAMP UPDATE

The Transportation Asset Management Plan (TAMP) is a required federal document (23 CFR Part 515.9) and state document (SC Code 57-1-380). For accountability purposes and fulfillment of Section 57-1-380, SCDOT has chosen to publish “an annual update on achieving the TAMP performance goals to the General Assembly and the public” as part of this report.

Transportation Asset Management Plan (TAMP) Performance Targets												Updated July 29, 2021	
Safety		2016 Baseline Condition		10-Year Target		Year Five				Average Annual Funding Level	Commission Approval Date		
						2021 Interim Target		2021 Actual Values					
Fatalities (Statewide)		890		1139		968		1059		\$130M	October 21, 2021 (Funding updated)		
Fatality Rate		1.75		1.90		1.68		1.92					
Number of Serious Injuries		3194	5-Year Rolling Average	2731	5-Year Rolling Average	2923	5-Year Rolling Average	2860	5-Year Rolling Average				
Serious Injury Rate		6.30		4.56		4.93		4.99					
Non-Motorized Fatalities & Serious Injuries		376		469		377		454					
Emphasis Area: Roadway Departures										\$70M Emphasis Area Allocation			
Rural Road Safety Program										\$50M	September 2017		
Interstate Safety Program										\$11M	March 2018		
Rumble Strips Installation Program										\$9M	March 2018		
Emphasis Area: Intersections & Other High Risk Locations										\$22M Emphasis Area Allocation			
Intersection Safety Projects										\$13M	March 2018		
Railroad Safety Projects										\$4M	March 2018		
Work zone Enforcement										Included in Project Costs Previously Allocated			
Target Zero Law Enforcement Teams													
Road Safety Assessments & Implementation											\$5M	March 2018	
Emphasis Area: Vulnerable Roadway Users										\$5M Emphasis Area Allocation			
Pedestrian & Bicycle Safety Projects										\$5M	March 2018		
Safety Data Analytics										\$2M			
Total Average Annual Funding										\$99M	March 2018		
Pavements		Baseline Centerline Miles	Baseline % VMT	2016 Baseline		10-Year Target		2021 Target		2021 Actual		Average Annual Funding Level	Commission Approval Date
				% Good	% Poor	% Good	% Poor	% Good	% Poor	% Good	% Poor		
Interstate		851	30%	65%	11%	92%	3%	76%	8%	78%	8%	\$152M	October 2021
Primary		9,517	46%	23%	55%	53%	30%	35%	45%	42%	42%	\$282M	October 2021
	Non-Interstate NHS	2,752	26%	28%	45%	72%	16%	46%	33%	52%	30%	\$96M	October 2021
	Non-NHS Primaries	6,765	20%	20%	61%	48%	37%	31%	51%	38%	47%	\$186M	October 2021
FA Eligible Secondary		10,370	17%	19%	52%	40%	35%	27%	45%	31%	43%	\$113M	October 2021
Non-Federal Aid Eligible Secondary		20,657	7%	15%	55%	25%	45%	19%	51%	22%	45%	\$82M	October 2021
Total Average Annual Funding										\$628M			
Bridges (by number)		Baseline # Structures	Baseline % VMT	2016 Baseline**		10-Year Target		2021 Target *		2021 Actual *		Average Annual Funding Level	Commission Approval Date
				% Good	% Poor	% Good	% Poor	% Good	% Poor	% Good	% Poor		
NHS		1,745	56%	48%	6%	66%	0%	55%	4%	44%	3%	\$190M	October 2021
Non-NHS		3,883	37%	46%	11%	41%	11%	44%	11%	38%	6%	\$32M	October 2021
Off-System		2,794	7%	40%	9%	36%	10%	38%	9%	44%	6%	\$33M	October 2021
Bridges (by deck area)		Baseline Bridge Deck Area† (square feet)	Baseline % VMT	2016 Baseline**		10-Year Target		2021 Target *		2021 Actual *		Average Annual Funding Level	Commission Approval Date
				% Good	% Poor	% Good	% Poor	% Good	% Poor	% Good	% Poor		
NHS		39,110,289	56%	42%	4%	60%	0%	49%	2%	39%	4%	\$190M	October 2021
Non-NHS		24,903,895	37%	50%	10%	41%	15%	46%	12%	48%	6%	\$32M	Oct-21
Off-System		7,607,110	7%	51%	7%	44%	10%	48%	8%	47%	5%	\$33M	October 2021
Bridge Programs				2016 Baseline Condition	10-Year Target	2021 Target (Cumulative)	2021 Actual (Cumulative)	Average Annual Funding	Commission Approval Date				
Load Restricted & NHS Structurally Deficient Bridge Program				465 bridges load restricted or structurally deficient	465 bridges replaced, repaired or permanently closed	185 bridges replaced, repaired or permanently closed	217 bridges replaced, repaired or permanently closed	\$36.5M	April 2018				
Total Average Annual Funding								\$190M	October 2021				

Pavement condition based on Pavement Quality Index (PQI).  
 NFA Secondary annual funding of \$121M includes estimated \$39M in CTC spending  
 \* Bridge conditions based on Federal Metrics.  
 Bridge Program Numbers are bridges complete and under construction.



# FY2022

## Reorganization and Compliance

as submitted for the Accountability Report by:

### U120 - DEPARTMENT OF TRANSPORTATION

#### Primary Contact

First Name	Last Name	Role/Title	Email Address	Phone
Susan	Johnson	Chief of Strategic Planning & Reporting	johnsonsc@scdot.org	803-737-1381

#### Secondary Contact

First Name	Last Name	Role/Title	Email Address	Phone
Machael	Peterson	Director of Planning	petersonmm@scdot.org	803-737-1618

#### Agency Mission

**Adopted in:**

**2018**

SCDOT connects communities and drives our economy through the systematic planning, construction, maintenance and operation of the state highway system and the statewide intermodal transportation and freight system.

#### Agency Vision

**Adopted in:**

**2018**

It is SCDOT's vision to rebuild our transportation system over the next decade in order to provide adequate, safe and efficient transportation services for the movement of people and goods in the Palmetto state.

#### Recommendations for reorganization requiring legislative change:

None

#### Agency intentions for other major reorganization to divisions, departments, or programs to allow the agency to operate more effectively and efficiently in the succeeding fiscal year:

None

#### Significant events related to the agency that occurred in FY2022

Description of Event	Start	End	Agency Measures Impacted	Other Impacts
January 2022 Winter Storm Izzy	January	January	Annual average of percentage of routine maintenance work requests resolved within 30 days.	Extraordinary events, like winter storms, affect funding for existing programs, unless additional
January 2022 Winter Storm Izzy	January	January	Maintenance Assessment Program (MAP) Scores for individual asset categories: Deficient Brush Management.	
January 2022 Winter Storm Izzy	January	January	Maintenance Assessment Program (MAP) Scores for individual asset categories: Deficient Limb Management.	
American Rescue Plan Act (ARPA) Funding	January	June	Percentage of Pavements in Good Condition: Interstate.	Augments and advances the SCDOT 10-Year Plan.
American Rescue Plan Act (ARPA) Funding	January	June	Miles of Rural Roads treated annually.	
American Rescue Plan Act (ARPA) Funding	January	June	On-time delivery of critical interstate-to-interstate interchanges improvement projects: I26/20/I26 by 2019.	
American Rescue Plan Act (ARPA) Funding	January	June	On-time delivery of critical interstate-to-interstate interchanges improvement projects: I526/26 by 2027.	
American Rescue Plan Act (ARPA) Funding	January	June	Number of "Poor" Bridges on the National Highway System.	
Infrastructure Investment Jobs Act (IIJA -aka The Bipartisan Infrastructure Law (BIL))	November	June	Percentage of Pavements in Good Condition: Interstate.	Augments and advances the SCDOT 10-Year Plan. Historic investments in the transportation sector:

Infrastructure Investment Jobs Act (IIJA -aka The Bipartisan Infrastructure Law (BIL))	November	June	Miles of Rural Roads treated annually.	
Infrastructure Investment Jobs Act (IIJA -aka The Bipartisan Infrastructure Law (BIL))	November	June	On-time delivery of critical interstate-to-interstate interchanges improvement projects: I26/20/126 by 2019.	
Infrastructure Investment Jobs Act (IIJA -aka The Bipartisan Infrastructure Law (BIL))	November	June	On-time delivery of critical interstate-to-interstate interchanges improvement projects: I526/26 by 2027.	
Infrastructure Investment Jobs Act (IIJA -aka The Bipartisan Infrastructure Law (BIL))	November	June	Number of "Poor" Bridges on the National Highway System.	
TOMS - Target Operating Model of 85%	July	June	Development and implementation of Succession Management planning.	Improves and enhances our transparency efforts, re-evaluates priorities for utilizing available man-
<b>Is the agency in compliance with S.C. Code Ann. § 2-1-220, which requires submission of certain reports to the Legislative Services Agency for publication online and the State Library? (See also S.C. Code Ann. § 60-2-20).</b>				Yes
<b>Reason agency is out of compliance:</b> (if applicable)				
<b>Is the agency in compliance with various requirements to transfer its records, including electronic ones, to the Department of Archives and History? See the Public Records Act (S.C. Code Ann. § 20-1-10 through 20-1-180) and the South Carolina Uniform Electronic Transactions Act (S.C. Code Ann. § 26-6-10 through 26-10-210).</b>				Yes
<b>Does the law allow the agency to promulgate regulations?</b>				Yes
<b>Law number(s) which gives the agency the authority to promulgate regulations:</b>	<b>Section 57-3-110</b>			
<b>Has the agency promulgated any regulations?</b>				Yes
<b>Is the agency in compliance with S.C. Code Ann. § 1-23-120 (J), which requires an agency to conduct a formal review of its regulations every five years?</b>				Yes
<b>(End of Reorganization and Compliance Section)</b>				

## Strategic Plan Results

as submitted for the Accountability Report by:

### UI20 - DEPARTMENT OF TRANSPORTATION

- Goal 1** Improve safety programs and outcomes in our high-risk areas.
- Goal 2** Maintain and preserve our existing transportation infrastructure.
- Goal 3** Improve SCDOT program delivery to increase the efficiency and reliability of our road and bridge network
- Goal 4** Provide a safe and productive work environment for SCDOT employees.
- Goal 5** Earn public trust through transparency, improved communications and audit compliance.

Perf Measure Number	Description	Base	Target	Actual	Value Type	Desired Outcome	Time Applicable	Calculation Method	Data Source	Data Location	Stakeholder Need Satisfied	Primary Stakeholder	State Funded Program Number	Responsible	Notes
<b>1.1 Continue implementation of Highway Safety Plan.</b>															
1.1.1.a.	Number of fatalities in the calendar year.	1020	968	1059	Count	equal to or less than	Calendar Year (January 1 - December 31)	Fatalities from Jan 1 to Dec 31.	Incident Reports.	Traffic Engineering - SCDPS database and internal RIMS (Road Inventory Maintenance System) and SMS (Safety Management System).	Direct benefit to customers, allows safety measures to be addressed and implemented.	Motoring public	2004.010000.000		
<b>1.2 Develop and implement a data-driven, rural road safety program.</b>															
1.2.1.a.	Miles of Rural Roads treated annually.	0	100	173 miles for FY22 (total of 756 miles)	Count	equal to or greater than	State Fiscal Year (July 1 - June 30).	Per centerline mile.	Road Inventory.	Traffic Engineering - Internal P2S (Project Programming System) and Excel.	Direct benefit to customers, allows safety measures to be addressed and implemented.	Motoring public.	2000.034500X000		
<b>2.1 Improve SCDOT's reliability on resubmitting reported maintenance issues.</b>															
2.1.1.a.	Annual average of percentage of routine maintenance work requests resolved within 30 days.	73.00%	75.00%	82.40%	Percent	equal to or greater than	State Fiscal Year (July 1 - June 30).	number of work requests marked "Closed" or "Completed" within 30 days of receipt	Telephone calls, web input, and safety list.	Maintenance - Internal HIMS (Highway Maintenance Management System)	Direct benefit to customers, allows safety measures to be addressed and implemented.	Motoring public.	2001.050000.000		
<b>2.2 Utilize the Transportation Asset Management Plan (TAMP) to drive outcomes on system and asset condition.</b>															
2.2.1.a.1.	Percentage of Pavements in Good Condition - Interstate.	65.00%	81.20%	78.00%	Percent	equal to or greater than	Calendar Year (January 1 - December 31)	Trend towards "good" pavements on 82% interstate routes by June 30, 2026. Target prorated annually.	Inventory list.	Maintenance - Internal HPMS (Highway Pavement Management System) and Pavement Profilers (from Traffic Engineering vans).	Direct benefit to customers, allows safety measures to be addressed and implemented.	Motoring public	2001.050000.000		
2.2.1.a.2.	Percentage of Pavements in Good Condition - Primary.	19.00%	39.40%	43.00%	Percent	equal to or greater than	Calendar Year (January 1 - December 31)	Trend towards "good" pavements on 43% primary routes by June 30, 2026. Target prorated annually.	Inventory list.	Maintenance - Internal HPMS (Highway Pavement Management System) and Pavement Profilers (from Traffic Engineering vans).	Direct benefit to customers, allows safety measures to be addressed and implemented.	Motoring public	2001.050000.000		
2.2.1.a.3.	Percentage of Pavements in Good Condition - Federal Aid - Secondary	19.00%	31.60%	31.00%	Percent	equal to or greater than	Calendar Year (January 1 - December 31)	Trend towards "good" pavements on 40% federal aid roads by June 30, 2026. Target prorated annually.	Inventory list.	Maintenance - Internal HPMS (Highway Pavement Management System) and Pavement Profilers (from Traffic Engineering vans).	Direct benefit to customers, allows safety measures to be addressed and implemented.	Motoring public	2001.050000.000		



Perf. Measure Number	Description	Base	Target	Actual	Value Type	Desired Outcome	Time Applicable	Calculation Method	Data Source	Data Location	Stakeholder Need Satisfied	Primary Stakeholder	State Funded Program Number	Responsible	Notes
2.2.1.a.4.	Percentage of Pavements in Good Condition: Non-Federal Aid Secondary	15.00%	20.20%	22.00%	Percent	equal to or greater than	Calendar Year (January 1 - December 31)	Trend towards "good" pavements on 25% non-federal aid roads by June 30, 2026. Target prorated annually.	Inventory list.	Maintenance - Internal HPMS (Highway Pavement Management System) and Pavement Profilers (from Traffic Engineering vans)	Direct benefit to customers, allows safety measures to be addressed and implemented.	Motoring public	2001.050000.000		
2.2.2.a.	Number of Load-Restricted bridges.	348	174	1080	Count	equal to or less than	State Fiscal Year (July 1 - June 30)	All state-maintained bridges are rated on a national standard of rating. Some bridges in the state must be load-restricted for safety. This is the total number of load-restricted bridges in the state.	Inventory list.	Maintenance - Internal BMO (Bridge Maintenance Office) software, RIMS (Road Inventory Maintenance System), and AASHTOW are BmM (Bridge Management) software.	Direct benefit to customers, allows safety measures to be addressed and implemented.	Motoring public	2001.050000.000		Statewide load rating analysis was revised in 2021 to remain federally compliant. As a result, more bridges were added to the listing of load-restricted bridges.
2.2.2.b.	Number of "poor" Bridges on the National Highway System.	102	35	65	Count	equal to or less than	State Fiscal Year (July 1 - June 30)	All state-maintained bridges are rated on a national standard of rating. Original measure was for "structurally-deficient" bridges. FHWA revised this category to "poor" bridges. This is the total number of "poor" bridges in the state.	Inventory list.	Maintenance - Internal BMO (Bridge Maintenance Office) software, RIMS (Road Inventory Maintenance System), and AASHTOW are BmM (Bridge Management) software.	Direct benefit to customers, allows safety measures to be addressed and implemented.	Motoring public	2001.050000.000		Original measure was for "structurally-deficient" bridges. The Federal Highway Administration revised this category to "poor" bridges. We have a more accurate reporting system in place (including deck deterioration), which has caused this number to increase.
2.2.3.a.1.	Maintenance Assessment Program (MAP) Scores for individual asset categories: Deficient Pavement Markings.	5582.00%	3220.00%	3232.00%	Percent	equal to or less than	Calendar Year (January 1 - December 31)	MAP assessment data - 10% reduction from previous year on Deficient Pavement Markings.	Inventory list.	Maintenance - Internal MAP (Maintenance Assessment Program) in SQL database.	Direct benefit to customers, allows safety measures to be addressed and implemented.	Motoring public	2001.050000.000		
2.2.3.a.2.	Maintenance Assessment Program (MAP) Scores for individual asset categories: Unacceptable Shoulders.	396.00%	360.00%	705.00%	Percent	equal to or less than	Calendar Year (January 1 - December 31)	MAP assessment data - 10% reduction from previous year on Unacceptable Shoulders.	Inventory list.	Maintenance - Internal MAP (Maintenance Assessment Program) in SQL database.	Direct benefit to customers, allows safety measures to be addressed and implemented.	Motoring public	2001.050000.000		
2.2.3.a.3.	Maintenance Assessment Program (MAP) Scores for individual asset categories: Deficient Brush Management.	990.00%	890.00%	748.00%	Percent	equal to or less than	Calendar Year (January 1 - December 31)	MAP assessment data - 10% reduction from previous year on Deficient Brush Management.	Inventory list.	Maintenance - Internal MAP (Maintenance Assessment Program) in SQL database.	Direct benefit to customers, allows safety measures to be addressed and implemented.	Motoring public	2001.050000.000		
2.2.3.a.4.	Maintenance Assessment Program (MAP) Scores for individual asset categories: Deficient Limb Management.	973.00%	870.00%	430.00%	Percent	equal to or less than	Calendar Year (January 1 - December 31)	MAP assessment data - 10% reduction from previous year on Deficient Limb Management.	Inventory list.	Maintenance - Internal MAP (Maintenance Assessment Program) in SQL database.	Direct benefit to customers, allows safety measures to be addressed and implemented.	Motoring public	2001.050000.000		
2.2.3.a.5.	Maintenance Assessment Program (MAP) Scores for individual asset categories: Mowing.	4	4	4.54	Count	equal to or greater than	Calendar Year (January 1 - December 31)	MAP assessment data - mowing has a minimum of 4 cycles per year.	Inventory list.	Maintenance - Internal MAP (Maintenance Assessment Program) in SQL database.	Direct benefit to customers, allows safety measures to be addressed and implemented.	Motoring public	2001.050000.000		
2.2.4.a.	Number of SCDDOT filled public transit vehicles operating past their useful life.	47.00%	60.00%	31.00%	Percent	equal to or less than	State Fiscal Year (July 1 - June 30)	Actual number of public transit vehicles operating past the prescribed useful life, divided by the total number of vehicles.	Inventory list.	Intermodal & Freight Programs - Internal TAMS (Transit Asset Management System)	Direct benefit to customers, allows safety measures to be addressed and implemented.	Transit riders.	4003.000000.000		
2.3	Increase competition by growing the number of South Carolina contractors capable of bidding on road and bridge work.														State Objective: Public Infrastructure and Economic Development

Perf Measure Number	Description	Base	Target	Actual	Value Type	Desired Outcome	Time Applicable	Calculation Method	Data Source	Data Location	Stakeholder Need Satisfied	Primary Stakeholder	State Funded Program Number	Responsible	Notes
2.3.1.a.	Number of certified Disadvantaged Business Enterprises (DBEs) and Small Business Enterprises (SBEs) that receive technical training, business development and management assistance through SCDOT.	0	125	437	Count	equal to or greater than	State Fiscal Year (July 1 - June 30)	Number of businesses receiving training.	Attendee list from trainings.	Minority & Small Business Affairs - Internal DBE tracking system and Federal Highway Administration (FHWA) monthly reports.	Indirect benefit to customers, increasing knowledge/skills and potential new partnerships to be implemented.	Contractors and Sub-contractors.	0506010000.000		
<b>3.1 Target known congestion areas.</b>															
<b>State Objective: Public Infrastructure and Economic Development</b>															
3.1.1.a.1.	On-time delivery of critical interstate-to-interstate interchanges improvement projects: 1-85/385.	0.00%	100.00%	100.00%	Percent complete	Complete	State Fiscal Year (July 1 - June 30)	Utilizing project milestones in contract or approved by SCDOT.	Road inventory.	Construction and Preconstruction - P2S software, AWP software, and internal records on 5 Phases of the project for substantially complete and final complete.	Direct benefit to customers, allows safety measures to be addressed and implemented.	Mooring public.	2000.034.500X000		
3.1.1.a.2.	On-time delivery of critical interstate-to-interstate interchanges improvement projects: I26/201/26.	0.00%	100.00%	40.00%	Percent complete	Complete	State Fiscal Year (July 1 - June 30)	Utilizing project milestones in contract or approved by SCDOT.	Road inventory.	Construction and Preconstruction - P2S software, AWP software, and internal records on 5 Phases of the project for substantially complete and final complete.	Direct benefit to customers, allows safety measures to be addressed and implemented.	Mooring public.	2000.034.500X000		
3.1.1.a.3.	On-time delivery of critical interstate-to-interstate interchanges improvement projects: I526/26.	0.00%	100.00%	0.00%	Percent complete	Complete	State Fiscal Year (July 1 - June 30)	Utilizing project milestones in contract or approved by SCDOT.	Road inventory.	Construction and Preconstruction - P2S software, AWP software, and internal records on 5 Phases of the project for substantially complete and final complete.	Direct benefit to customers, allows safety measures to be addressed and implemented.	Mooring public.	2000.034.500X000		
3.1.1.b.	Average time to clear travel lanes for traffic incidents along our Incident Management Zones.	0	0.8333333333	0.965972222	Count	equal to or less than	State Fiscal Year (July 1 - June 30)	Time measurement (in hours/minutes/seconds.) Measure from detection to roadway clearance.	Traffic Management Center cameras and SHEP (State Highway Emergency Program) trucks.	Traffic Engineering - Internal Poliguide software.	Direct benefit to customers, allows safety measures to be addressed and implemented.	Mooring public.	2004.010000.000		
<b>3.2 Increase SCDOT's reliability of delivering projects on-time and on-budget.</b>															
<b>State Objective: Public Infrastructure and Economic Development</b>															
3.2.1.a.1.	Percent of phases authorized on schedule for Interstate Widening and Bridge Replacement projects: Right of Way (ROW).	0.00%	75.00%	Interstate: 60% Bridge: 42%	Percent	equal to or greater than	State Fiscal Year (July 1 - June 30)	Utilizing project milestones in contract or approved by SCDOT.	Project schedule.	Finance - P2S, SQL Server Management Studio, and Excel.	Indirect benefit to customers, allows projects to be completed on-time and on-budget.	Contractors and Sub-contractors.	2004.010000.000		Performance measures represent FY21 values. With increase in construction, it is expected that next year these numbers will increase towards the target of 75%.
3.2.1.a.2.	Percent of phases authorized on schedule for Interstate Widening and Bridge Replacement projects: Construction.	0.00%	80.00%	Interstate: 0% Bridge: 11%	Percent	equal to or greater than	State Fiscal Year (July 1 - June 30)	Utilizing project milestones in contract or approved by SCDOT.	Project schedule.	Finance - P2S, SQL Server Management Studio, and Excel.	Indirect benefit to customers, allows projects to be completed on-time and on-budget.	Contractors and Sub-contractors.	2004.010000.000		Performance measures represent FY21 values. With increase in construction, it is expected that next year these numbers will increase towards the target of 80%.
3.2.1.b.1.	Percent of projects completed on time.	8300.00%	80.00%	73.74%	Percent	equal to or greater than	State Fiscal Year (July 1 - June 30)	Utilizing project milestones in contract or approved by SCDOT.	Project schedule.	Construction - Internal Site Manager, Access, and Excel.	Indirect benefit to customers, allows projects to be completed on-time and on-budget.	Contractors and Sub-contractors.	2004.010000.000		

Perf. Measure Number	Description	Base	Target	Actual	Value Type	Desired Outcome	Time Applicable	Calculation Method	Data Source	Data Location	Stakeholder Need Satisfied	Primary Stakeholder	State Funded Program Number	Responsible	Notes
3.2.1.b.2.	Percent of projects completed on construction budget by Contractors.	7000.00%	90.00%	55.31%	Percent	equal to or greater than	State Fiscal Year (July 1 - June 30).	Utilizing project milestones in contract or approved by SCDOT.	Project schedule.	Construction - Internal Site Manager, Access, and Excel.	Indirect benefit to customers, allows projects to be completed on-time and on-budget.	Contractors and Sub-contractors.	2004.010000.000		
3.2.1.b.3.	Percent of projects completed on construction budget by total cost/bid.	9500.00%	90.00%	105.00%	Percent	equal to or greater than	State Fiscal Year (July 1 - June 30).	Utilizing project milestones in contract or approved by SCDOT.	Project schedule.	Construction - Internal Site Manager, Access, and Excel.	Indirect benefit to customers, allows projects to be completed on-time and on-budget.	Contractors and Sub-contractors.	2004.010000.000		
3.2.2.a.1.	Development and initiation of a watershed mitigation strategy.	0.00%	75.00%	100.00%	Percent Complete	Complete	State Fiscal Year (July 1 - June 30).	Watershed mitigation strategy approved.	State and local topography maps and GIS.	Environmental Management - Internal GIS software.	Indirect benefit to customers, allows safety measures to be addressed and implemented.	Army Corp. of Engineers, SCDOT Staff, and Motoring public.	2004.010000.000		
3.2.2.a.2.	Secure mitigation availability within the four highest priority watersheds by 6-30-2020.	0	4	4	Count	Complete	State Fiscal Year (July 1 - June 30).	Watershed mitigation strategy approved.	State and local topography maps and GIS.	Environmental Management - Internal GIS software.	Indirect benefit to customers, allows safety measures to be addressed and implemented.	Army Corp. of Engineers, SCDOT Staff, and Motoring public.	2004.010000.000		
<b>4.1</b>	<b>Promote workforce safety throughout the state.</b>														
4.1.1.a.	Number of "Let 'Em Work, Let 'Em Live" messages transmitted to the public.	0	100	206	Count	equal to or greater than	State Fiscal Year (July 1 - June 30).	Number of messages transmitted.	Scheduled transmission of messages.	Traffic Engineering and Communications Traffic Management Safety Campaign calendar.	Direct benefit to customers, provides safety awareness.	SCDOT Employees and motoring public.	2004.010000.000		
4.1.2.a.	Number of SCDOT fatalities in our work zones.	1	0	0	Count	equal to or less than	State Fiscal Year (July 1 - June 30).	Total number reported from "Total first report of injury filed by year" along with # by district & HQ.	Injuries filed.	Safety - Risk Management Information System.	Indirect benefit to customers, allows safety measures to be addressed and implemented.	SCDOT Employees and motoring public.	2004.010000.000		
4.1.2.b.	Number of reportable workplace injuries at SCDOT.	465	268	275	Count	equal to or less than	State Fiscal Year (July 1 - June 30).	Total number reported from "Total first report of injury filed by year" along with # by district & HQ.	Injuries filed.	Safety - Risk Management Information System.	Indirect benefit to customers, allows safety measures to be addressed and implemented.	SCDOT Employees and motoring public.	2004.010000.000		
<b>4.2</b>	<b>Reinforce a culture of excellent customer service at SCDOT.</b>														
4.2.1.a.	Number of SCDOT Team members that have received updated Customer Service Training.	0.00%	100.00%	33.60%	Percent	Maintain	State Fiscal Year (July 1 - June 30).	Percentage of total FTEs who have completed updated customer training.	SCDOT employees and trainers.	Human Resources - Learning Management System (LMS) and SCEIS.	Indirect benefit to customers, allows increased employee knowledge/skills.	SCDOT Employees and motoring public.	0506.010000.000		
4.2.2.a.	Percentage of customer inquiries responded to within 2 business days.	0.00%	95.00%	76.00%	Percent	equal to or greater than	State Fiscal Year (July 1 - June 30).	Response time for initial contact and completion status are both tracked and percentages are calculated within the Customer Service Center Tracking System.	Telephone calls and emails.	Call Center - Internal CSCIS (Customer Service Control Tracking System) spreadsheet and Finesse (CISCO).	Direct benefit to customers, provides timely, accurate and relevant information to customer.	SCDOT Employees and motoring public.	0506.010000.000		
4.2.2.b.	Number of days to decision for commercial development permits following complete package submittals. (Processed in 30 days or less.)	0.00%	90.00%	84.00%	Percent	equal to or greater than	State Fiscal Year (July 1 - June 30).	Enforcement Permit Processing System (EPPS) Report.	Customer permit application.	Maintenance - Internal EPPS Enforcement Permit Processing System in Sharepoint platform.	Indirect benefit to customers, allows projects to be completed on-time and on-budget.	Contractors and Sub-contractors.	2001.050000.000		
<b>4.3</b>	<b>Plan for an evolving workforce.</b>														
4.3.1.a.	Development and implementation of Succession Management planning.	0.00%	100.00%	100.00%	Percent Complete	Complete	State Fiscal Year (July 1 - June 30).	Number of Direct Reports to the Secretary who have completed and submitted succession management plans.	Management and division org charts.	Human Resources - Learning Management System (LMS)	Indirect benefit to customers, allows increased employee knowledge/skills.	SCDOT Employees.	0506.010000.000		
4.3.1.b.	National Bridge Inspection Standards certified inspectors are readily available to assist in the inspection and monitoring of our bridges.	0.00%	100.00%	100.00%	Percent	Maintain	State Fiscal Year (July 1 - June 30).	Contracts in place with Maintenance Office.	Certifications.	Maintenance - Internal procurement selection.	Direct benefit to customers, provides skilled inspectors to ensure safety.	Contractors and Sub-contractors.	2001.050000.000		

Perf Measure Number	Description	Base	Target	Actual	Value Type	Desired Outcome	Time Applicable	Calculation Method	Data Source	Data Location	Stakeholder Need Satisfied	Primary Stakeholder	State Funded Program Number	Responsible	Notes
4.3.2.a.	Number of graduates of the LEAD (Leadership Education and Development), Certified Public Manager (CPM) and American Association of State Highway Transportation Officials (AASHTO) leadership development programs.	0	60	4	Count	equal to or greater than	State Fiscal Year (July 1 - June 30)	Number of graduates of respective courses who are in full-time employment positions in the Agency.	Course completion.	Human Resources - Learning Management System (LMS)	Indirect benefit to customers, allows increased employee knowledge/skills.	SCDOT Employees.	0506.010000.000		
4.3.3.a.	Number of employees that participate in Affirmative Action (AA) Overview training, including requirement for a 3-year refresher.	0.00%	100.00%	86.16%	Percent	Maintain	State Fiscal Year (July 1 - June 30)	The Learning Management System tracks employees upon completing the Affirmative Action Overview training. Target decreased in 2019 due to number of retirees and non-filled positions in 2018.	Course completion.	Minority & Small Business Affairs - Learning Management System (LMS)	Indirect benefit to customers, allows increased employee knowledge/skills.	SCDOT Employees.	0506.010000.000		
4.3.3.b.	Development and implementation of an Affirmative Action (AA) training component for newly hired managers and supervisors.	0.00%	100.00%	100.00%	Percent Complete	Complete	State Fiscal Year (July 1 - June 30)	The AA Office will provide training during the Fundamentals of HR Management course. This course is offered 6 times per year, to include at least 10 hiring officials per class.	Course completion.	Minority & Small Business Affairs - Learning Management System (LMS)	Indirect benefit to customers, allows increased employee knowledge/skills.	SCDOT Employees.	0506.010000.000		
<b>5.1</b>	<b>Utilize multiple ways to facilitate interactive communication about SCDOT.</b>														
5.1.1.a.	Revamping the website to focus on the core areas.	0.00%	100.00%	100.00%	Percent Complete	Complete	State Fiscal Year (July 1 - June 30)	We are culling content from our site by working with individual departments, trying to attain feedback and design web pages.	Ten-year plan.	Information Technology and Communications - Internal software packages.	Direct benefit to customers, provide up-to-date transparency of projects.	Global access.	0506.010000.000		
5.1.2.a.	Number of public speaking engagements.	400.00%	10000.00%	6400.00%	Count	equal to or greater than	State Fiscal Year (July 1 - June 30)	Number of speaking engagements recorded across the state.	Engagements completed.	Communications - Internal record (Excel spreadsheet).	Direct benefit to customers, allows accurate information to be dispersed.	Citizens.	0506.010000.000		
<b>5.2</b>	<b>Retool our existing reports to make them easier to understand.</b>														
5.2.1.a.	Statewide, District and County reports are published monthly on the webpage.	0.00%	100.00%	100.00%	Percent	Maintain	State Fiscal Year (July 1 - June 30)	After SCEIS closes monthly transactions, a report of major funding activity is generated and published on webpage.	Monthly closeout.	Finance - SCEIS.	Direct benefit to customers, provide up-to-date and accurate information of reports.	Global access.	0506.010000.000		
5.2.2.a.	A simpler description of the process has been published on the webpage.	0.00%	100.00%	100.00%	Percent Complete	Complete	State Fiscal Year (July 1 - June 30)	Review by non-engineering personnel.	SCDOT employees.	Communications and Planning - Web software - Dreamweaver.	Direct benefit to customers, provide up-to-date and accurate information of projects.	Global access.	0506.010000.000		
<b>5.3</b>	<b>Provide continuous assurance of audit compliance.</b>														
5.3.1.a.	Continuous management of repository with regular updates, including verified management action plans.	0.00%	100.00%	100.00%	Percent Complete	Complete	Calendar Year (January 1 - December 31)	Number of days past 1/1/20.	SCDOT management.	Internal Audit Services - Internal record (Excel spreadsheet).	Indirect benefit to customers, allows perpetual review of Agency areas.	SCDOT.	0		

# FY2023

## Strategic Plan Development

as submitted for the Accountability Report by:

### U120 - DEPARTMENT OF TRANSPORTATION

- Goal 1** Improve Safety Programs and Outcomes in our High-Risk Areas.
- Goal 2** Maintain and Preserve our Existing Transportation Infrastructure
- Goal 3** Maintain and Preserve our Existing Transportation Infrastructure

Perf. Measure Number	Description	Base	Target	Value Type	Desired Outcome	Time Applicable	Calculation Method	Data Source	Data Location	Stakeholder Need Satisfied	Primary Stakeholder	State Funded Program Number	Responsible	Notes
<b>1.1. Improve Non-Interstate rural roads with tailored and targeted safety solutions to address roadway departure incidents throughout the State.</b>														
1.1.1.	Miles of rural roads treated by close of calendar year 2027.	756	1250	Count	equal to or greater than	State Fiscal Year (July 1 - June 30)	Per centerline mile.	Road Inventory.	Traffic Engineering - Internal P2S (Project Programming and Excel.	Direct benefit to customers, allows safety measures to be addressed and implemented.	Motoring public.	2000.034500X000		
<b>1.2. Improve selected intersections and other high risk locations with tailored and targeted safety projects throughout the State.</b>														
1.2.1.	Number of Intersections and/or High Risk Locations addressed by close of calendar year 2027.	0	125	Count	equal to or greater than	State Fiscal Year (July 1 - June 30)	Per identified intersection.	Road Inventory.	Traffic Engineering - Internal P2S (Project Programming and Excel.	Direct benefit to customers, allows safety measures to be addressed and implemented.	Motoring public.	2000.034500X000		
<b>1.3. Focus on vulnerable road users with an emphasis on targeted pedestrian and bicycle safety projects throughout the State.</b>														
1.3.1.	Number of Pedestrian and Bicycle Safety Projects completed by close of calendar year 2027.	0	100	Count	equal to or greater than	State Fiscal Year (July 1 - June 30)	Per bike/lped project.	Road Inventory.	Traffic Engineering - Internal P2S (Project Programming and Excel.	Direct benefit to customers, allows safety measures to be addressed and implemented.	Motoring public.	2000.034500X000		
<b>2.1. Improve Non-Interstate rural roads with tailored and targeted safety solutions to address roadway departure incidents throughout the State.</b>														
<b>2.1.1.a. Percentage of Pavements in Good Condition: Interstates (92%)</b>														
2.1.1.a.	Percentage of Pavements in Good Condition: Interstates (92%)	78.00%	92.00%	Percent	equal to or greater than	Calendar Year (January 1 - December 31)	Trend towards "good" pavements on 92% interstate routes by December 31, 2027.	Inventory list.	Maintenance - Internal HPMS (Highway Pavement Management System) and Pavement Profilers (from Traffic Engineering vans).	Direct benefit to customers, allows safety measures to be addressed and implemented.	Motoring public.	2001.050000.000		
<b>2.1.1.b. Percentage of Pavements in Good Condition: Primary (53%)</b>														
2.1.1.b.	Percentage of Pavements in Good Condition: Primary (53%)	43.00%	53.00%	Percent	equal to or greater than	Calendar Year (January 1 - December 31)	Trend towards "good" pavements on 53% primary routes by December 31, 2027.	Inventory list.	Maintenance - Internal HPMS (Highway Pavement Management System) and Pavement Profilers (from Traffic Engineering vans).	Direct benefit to customers, allows safety measures to be addressed and implemented.	Motoring public.	2001.050000.000		
<b>2.1.1.c. Percentage of Pavements in Good Condition: FA Secondaries (40%)</b>														
2.1.1.c.	Percentage of Pavements in Good Condition: FA Secondaries (40%)	31.00%	40.00%	Percent	equal to or greater than	Calendar Year (January 1 - December 31)	Trend towards "good" pavements on 40% federal aid secondary routes by December 31, 2027.	Inventory list.	Maintenance - Internal HPMS (Highway Pavement Management System) and Pavement Profilers (from Traffic Engineering vans).	Direct benefit to customers, allows safety measures to be addressed and implemented.	Motoring public.	2001.050000.000		
<b>2.2. Delivery of the bridge program and prioritization of the load restricted bridge list by utilizing the STAMP to drive outcomes on system and asset condition.</b>														

Perf. Measure Number	Description	Base	Target	Value Type	Desired Outcome	Time Applicable	Calculation Method	Data Source	Data Location	Stakeholder Need Satisfied	Primary Stakeholder	State Funded Program Number/Responsible	Notes
2.2.1.a.	Total Bridge Program: Drive the number of closed bridges to zero on all networks; drive the number of posted bridges to zero on Interstate and Primary Routes; Reduce the number of posted bridges on the Secondary System.	224	500	Count	equal to or less than	State Fiscal Year (July 1 - June 30)	Closed Bridge List	Inventory list.	Pre-construction and Maintenance - Internal BMO (Bridge Maintenance Office) software, RIMS (Road Inventory Maintenance System), AASHTOWare BM (Bridge Management) software.	Direct benefit to customers, allows safety measures to be addressed and implemented.	Motoring public.	2001.050000.000	
<b>2.3. Increase responsiveness to customer service requests for routing maintenance by improving SCDOT's reliability on resolving reported maintenance issues.</b>													
2.3.1.	Resolve within 30 days 75% or more of routine maintenance work requests in each county, each fiscal year.	82.40%	75.00%	Percent	equal to or greater than	State Fiscal Year (July 1 - June 30)	number of work requests marked "Closed" or "Completed" within 30 days of receipt	Telephone calls, web input, and safety list.	Maintenance - Internal HMMS (Highway Maintenance Management System)	Direct benefit to customers, allows safety measures to be addressed and implemented.	Motoring public.	2001.050000.000	
<b>2.4. Improve the statewide routine maintenance investment through moving sweeping and litter pickup on the state system.</b>													
2.4.1.a.	12 cycles of litter pickup on interstate routes annually.	6	12	Count	equal to or greater than	Calendar Year (January 1 - December 31)	MAP assessment data - 10% reduction from previous year on Deficient Pavement Markings.	Inventory list.	Maintenance - Internal MAP (Maintenance Assessment Program) in SQL database.	Direct benefit to customers, allows safety measures to be addressed and implemented.	Motoring public.	2001.050000.000	
2.4.1.b.	6 cycles of mowing on interstates and primary routes annually.	4	6	Count	equal to or greater than	Calendar Year (January 1 - December 31)	MAP assessment data - 10% reduction from previous year on Deficient Pavement Markings.	Inventory list.	Maintenance - Internal MAP (Maintenance Assessment Program) in SQL database.	Direct benefit to customers, allows safety measures to be addressed and implemented.	Motoring public.	2001.050000.000	
2.4.1.c.	4 cycles of mowing on secondary routes annually.	0	4	Count	equal to or greater than	Calendar Year (January 1 - December 31)	MAP assessment data - 10% reduction from previous year on Deficient Pavement Markings.	Inventory list.	Maintenance - Internal MAP (Maintenance Assessment Program) in SQL database.	Direct benefit to customers, allows safety measures to be addressed and implemented.	Motoring public.	2001.050000.000	
2.4.1.d.	12 cycles of interstate barrier wall sweeping annually.	0	12	Count	equal to or greater than	Calendar Year (January 1 - December 31)	MAP assessment data - 10% reduction from previous year on Deficient Pavement Markings.	Inventory list.	Maintenance - Internal MAP (Maintenance Assessment Program) in SQL database.	Direct benefit to customers, allows safety measures to be addressed and implemented.	Motoring public.	2001.050000.000	
<b>2.5. Decrease the number of mass transit vehicles in poor condition on our roadways by utilizing the STAMP to drive outcomes on system and asset condition.</b>													
2.5.1.	Number of SCDOT titled public transit vehicles operating past their useful life at 40% or less.	32.00%	40.00%	Percent	equal to or less than	State Fiscal Year (July 1 - June 30)	Actual number of public transit vehicles operating past the prescribed useful life divided by the total number of vehicles.	Inventory list.	Intermodal & Freight Programs - Internal TAMS (Transit Asset Management System)	Direct benefit to customers, allows safety measures to be addressed and implemented.	Transit riders.	4003.000000.000	
<b>2.6. Increase competition by growing the number of South Carolina contractors capable of bidding on road and bridge work by enhancing the network of Disadvantaged Business Enterprises (DBEs) and Small Business Enterprises (SBEs) that receive technical training, business development and management assistance through SCDOT on an annual basis.</b>													
2.6.1.	Serve a minimum of 125 certified Disadvantaged Business Enterprises (DBEs) and Small Business Enterprises (SBEs) that receive technical training, business development and management assistance through SCDOT on an annual basis.	437	125	Count	equal to or greater than	State Fiscal Year (July 1 - June 30)	Number of businesses receiving training	Attendee list from trainings	Minority & Small Business Affairs - Internal DBE tracking system and Federal Highway Administration (FHWA) monthly reports.	Indirect benefit to customers, increasing knowledge/skills and potential new partnerships to be implemented.	DBEs and SBEs that work as Contractors and Sub-contractors.	0506.010000.000	
<b>3.1. Improve the reliability of the movement of people and goods across the major portions of our road network by targeting three (3) specific bottlenecks at system interchanges.</b>													

Perf. Measure Number	Description	Base	Target	Value Type	Desired Outcome	Time Applicable	Calculation Method	Data Source	Data Location	Stakeholder Need Satisfied	Primary Stakeholder	State Funded Program Number/Responsible	Notes
3.1.1.a.	On-time delivery of critical interstate-to-interstate interchanges improvement projects: I-38/85 System to System Interchange is completed.	0.00%	100.00%	Percent complete	Complete	State Fiscal Year (July 1 - June 30).	Utilizing project milestones in contract or approved by SCDOT.	Road Inventory.	Planning, Construction, and Alternative Delivery - P2S software, AWP software, and internal records on 5 Phases of the project for substantially complete and final complete.	Direct benefit to customers, allows safety measures to be addressed and implemented.	Motoring public.	2000.034500X000	
3.1.1.b.	On-time delivery of critical interstate-to-interstate interchanges improvement projects: Carolina Cross Roads I-26/I-126/I-20 System to System Interchange is under construction.	40.00%	100.00%	Percent complete	Complete	State Fiscal Year (July 1 - June 30).	Utilizing project milestones in contract or approved by SCDOT.	Road Inventory.	Planning, Construction, and Alternative Delivery - P2S software, AWP software, and internal records on 5 Phases of the project for substantially complete and final complete.	Direct benefit to customers, allows safety measures to be addressed and implemented.	Motoring public.	2000.034500X000	
3.1.1.c.	On-time delivery of critical interstate-to-interstate interchanges improvement projects: I-526/I-26 System to System Interchange has completed environmental permitting by close of 2023.	0.00%	100.00%	Percent complete	Complete	State Fiscal Year (July 1 - June 30).	Utilizing project milestones in contract or approved by SCDOT.	Road Inventory.	Planning, Construction, and Alternative Delivery - P2S software, AWP software, and internal records on 5 Phases of the project for substantially complete and final complete.	Direct benefit to customers, allows safety measures to be addressed and implemented.	Motoring public.	2000.034500X000	
3.2.	<b>Improve interstate capacity by widening interstates in rural areas for economic development, evacuation purposes and reliability through the Rural Interstate Freight Network Mobility Improvement Plan.</b>												
3.2.1.	Implement the Rural Interstate Freight Network Mobility Improvement Plan through completion of interstate capacity widenings in rural areas of the state.	0	Work being done in any phase along rural interstates.	Yes/No	Complete	State Fiscal Year (July 1 - June 30).	Utilizing project milestones in contract or approved by SCDOT.	Road Inventory.	Planning, Construction, and Alternative Delivery - P2S software, AWP software, and internal records on 5 Phases of the project for substantially complete and final complete.	Direct benefit to customers, allows safety measures to be addressed and implemented.	Motoring public.	2000.034500X000	
3.3.	<b>Improve the reliability of the movement of people and goods across the major portions of our road network by targeting known congestion areas.</b>												
3.3.1.	Average time to clear lanes for traffic accidents along our Incident Management Zones (IMZ) 20 minutes or less.	0.965972222	0.833333333	Count	equal to or less than	State Fiscal Year (July 1 - June 30).	Time measurement (in seconds, minutes, and hours) Measured from detection to roadway clearance.	Traffic Management Center cameras and SHEP (State Highway Emergency Program) trucks.	Traffic Engineering - Pauguide software.	Direct benefit to customers, allows safety measures to be addressed and implemented.	Motoring public.	2004.010000.000	
3.4.	<b>Improve the reliability of the movement of people and goods across the major portions of our road network by utilizing Transportation System Management and Operations (TSMO).</b>												
3.4.1.	Number of miles addressed for the Stateside ITS (Fiber, Cameras, Message Boards) to support Traffic Management Centers (TMC) through TSMO to address congestion management.	0	30	Count	equal to or greater than	State Fiscal Year (July 1 - June 30).	Per centerline mile.	Stateside Inventory of ITS (Fiber, cameras, and message boards).	Traffic Engineering - Internal P2S (Project Programming System) and Excel.	Direct benefit to customers, allows safety measures to be addressed and implemented.	Motoring public.	2004.010000.000	
3.5.	<b>Revision and implementation of the MPO/COG Program to the Regional Mobility Program to drive performance based planning for regional project selection.</b>												

Perf. Measure Number	Description	Base	Target	Value Type	Desired Outcome	Time Applicable	Calculation Method	Data Source	Data Location	Stakeholder Need Satisfied	Primary Stakeholder	State Funded Program Number/Responsible	Notes
3.5.1.	Update LRTs for all MPOs and COGs with a data driven, performance-based Regional Mobility Program Process.	0	Work underway.	Yes/No	Complete	State Fiscal Year (July 1 - June 30).	Number of plans complete.	Planning and Individual MPO and COG websites.	Planning.	Direct benefit to customers, allows safety measures to be addressed and implemented.	Motoring public.	4003.000000.000	
3.6.	<b>Provide safe multimodal travel options for all users in accordance with SCDOT's Complete Streets Policy.</b>												
3.6.1.	Produce and deliver Regional Bike and Pedestrian Plans for all MPOs and COGs.	0	Work underway.	Yes/No	Complete	State Fiscal Year (July 1 - June 30).	Number of plans complete.	Planning and Individual MPO and COG websites.	Planning.	Direct benefit to customers, allows safety measures to be addressed and implemented.	Motoring public.	4003.000000.000	
3.7.	<b>Increase SCDOT's reliability of delivering projects on-time and on-budget in accordance with the Agency's 10-Year Program Delivery Plan.</b>												
3.7.1.	Percent of available funding authorized within the Fiscal Year for Interstate Widening and Bridge projects.	0.00%	100.00%	Percent	equal to or greater than	State Fiscal Year (July 1 - June 30).	Utilizing project milestones in contract or approved by SCDOT.	Project schedule.	Construction and Finance - P2S, SQL Server Management Studio, and Excel.	Indirect benefit to customers, allows projects to be completed on-time and on-budget.	Contractors and Sub-contractors.	2004.010000.000	
3.7.2.a.	Percent of projects completed on time and within construction budget annually: 80% on-time.	0.00%	80.00%	Percent	equal to or greater than	State Fiscal Year (July 1 - June 30).	Utilizing project milestones in contract or approved by SCDOT.	Project schedule.	Construction and Finance - P2S, SQL Server Management Studio, and Excel.	Indirect benefit to customers, allows projects to be completed on-time and on-budget.	Contractors and Sub-contractors.	2004.010000.000	
3.7.2.b.	Percent of projects completed on time and within construction budget annually: 90% on-budget.	0.00%	90.00%	Percent	equal to or greater than	State Fiscal Year (July 1 - June 30).	Watershed mitigation strategy approved.	State and local topography maps and GIS.	Environmental Management - Internal GIS software.	Indirect benefit to customers, allows safety measures to be addressed and implemented.	Army Corps of Engineers, SCDOT Staff, and Motoring public.	2004.010000.000	
3.8.	<b>Expedite the environmental permitting process for road and bridge projects by increasing SCDOT's reliability of delivering projects on-time and on-budget.</b>												
3.8.1.	Statewide implementation of SCDOT's Advanced Mitigation Strategy: secure mitigation availability for 80% of all projects within the 10-year plan by June 30, 2027	0.00%	80.00%	Percent	equal to or greater than	State Fiscal Year (July 1 - June 30).	Watershed mitigation strategy.	State and local topography maps and GIS.	Environmental Management - Internal GIS software.	Indirect benefit to customers, allows safety measures to be addressed and implemented.	Army Corps of Engineers, SCDOT Staff, and Motoring public.	2004.010000.000	



as submitted for the Accountability Report by:

### U120 – DEPARTMENT OF TRANSPORTATION

State Funded Program No.	State Funded Program Title	Description of State Funded Program	(Actual) General	(Actual) Other	(Actual) Federal	(Actual) Total	(Projected) General2	(Projected) Other	(Projected) Federal	(Projected) Total
0502.050000X000	Land & Buildings	Statewide facilities, district offices, sign shop, lab, and land (i.e. right-of-way).	\$ 2,159,429.93	\$ 2,159,429.93		\$ 2,159,429.93		\$ 6,401,116.00		\$ 6,401,116.00
0506.010000X000	General	Provide support services needed to facilitate the delivery of SCDOT's mission.	\$ 46,801,693.29	\$ 46,801,693.29		\$ 46,801,693.29		\$ 66,871,854.00		\$ 66,871,854.00
2000.030100X000	Engineering - Construction	Construction and repair of the statewide road maintenance program.	\$ 85,101,902.99	\$ 85,101,902.99		\$ 85,101,902.99		\$ 39,295,730.00		\$ 39,295,730.00
2000.031000X000	SIB One Cent Equivalent	SC Code of Laws Section 11-43-160 requires an annual contribution to the SCTIB produced by one cent per gallon of gasoline sold.	\$ 27,902,583.00	\$ 27,902,583.00		\$ 27,902,583.00		\$ 29,745,183.00		\$ 29,745,183.00
2000.031500X000	Debt Svc SIB Ravend Bridge Project Loan	Dbt Svc on the Ravenel bridge.	\$ 45,622,469.99	\$ 45,622,469.99		\$ 45,622,469.99		-		-
2000.032500X000	Debt Svc SIB MultiProject Loan	Dbt Svc on the SCTIB statewide road projects.	\$ 9,689,501.65	\$ 9,689,501.65		\$ 9,689,501.65		-		-
2000.033000X000	Other Operating Other	Construction and repair of the statewide road maintenance program.	\$ 62,192,851.99	\$ 62,192,851.99		\$ 62,192,851.99	\$ 7,413,399.00	\$ 11,218,754.00		\$ 18,632,153.00
2000.033500X000	Permanent Improvement Bridges	Construction and repair of the statewide bridge program.	\$ 158,602,633.43	\$ 158,602,633.43		\$ 158,602,633.43	\$ 23,022,898.00	\$ 203,562,626.00		\$ 226,585,524.00
2000.034000X000	Penn Impr Rehabilitation & Resurfacing	Construction and repair of the statewide resurfacing program.	\$ 233,206,447.36	\$ 233,206,447.36		\$ 233,206,447.36	\$ 14,647,828.00	\$ 768,969,001.00		\$ 783,616,829.00
2000.034500X000	Penn Impr Operational & Safety Improvements	Construction and repair of the statewide safety improvement program. (turning lanes, lane markings etc.)	\$ 289,354,047.44	\$ 289,354,047.44		\$ 289,354,047.44	\$ 32,289,976.00	\$ 411,704,518.00		\$ 443,994,494.00
2000.035000X000	Penn Impr Widening & New Locations	Construction and repair of the statewide widening program. (capacity projects etc.)	\$ 431,787,271.93	\$ 431,787,271.93		\$ 431,787,271.93	\$ 36,502,144.00	\$ 412,779,546.00		\$ 449,281,690.00
2000.035500X000	Penn Impr Enhancements	Construction and repair of the statewide enhancement program. (sidewalks, bike lanes etc.)	\$ 8,548,807.33	\$ 8,548,807.33		\$ 8,548,807.33	\$ 6,123,755.00	\$ 12,692,433.00		\$ 18,816,188.00
2000.036000X000	Penn Impr Port Access Road	Construction of the Port Access Road in Charleston.	\$ 868.84	\$ 868.84		\$ 868.84		\$ 160,000.00		\$ 160,000.00
2001.050000X000	Highway Maintenance	Routine maintenance of statewide roads, bridges, buildings, and rights-of-way, as well as work requests received.	\$ 248,690,269.39	\$ 248,690,269.39		\$ 248,690,269.39		\$ 283,769,476.00		\$ 283,769,476.00
2004.010000X000	Eng-Admin & Proj Mgmt	Core engineering project management to support the statewide delivery of the highway program.	\$ 90,237,860.33	\$ 90,237,860.33		\$ 90,237,860.33		\$ 89,350,106.00		\$ 89,350,106.00
3006.000000X000	Toll Operations	Annual debt service and operations of Cross Island Parkway.	\$ 4,776,867.97	\$ 4,776,867.97		\$ 4,776,867.97				
3500.150000X000	Other Operating Other	Operating expenses for maintenance activities and contracts on non federal aid secondary roads.	\$ 29,887,290.63	\$ 29,887,290.63		\$ 29,887,290.63		\$ 15,750,000.00		\$ 15,750,000.00
3501.050000X000	Other Operating Bridges/Motor Repair	Operating expenses for maintenance activities and contracts on non federal aid secondary roads.	\$ 8,948,651.97	\$ 8,948,651.97		\$ 8,948,651.97		\$ 12,672,651.00		\$ 12,672,651.00
3501.100000X000	Other Operating Rehabilitation & Resurfacing	Operating expenses for maintenance activities and contracts on non federal aid secondary roads.	\$ 50,715,612.81	\$ 50,715,612.81		\$ 50,715,612.81		\$ 26,577,349.00		\$ 26,577,349.00
4003.000000X000	Mass Transit	Intermodal Planning for aid for transit services, equipment and operating expenses.	\$ 57,270.00	\$ 57,270.00	\$ 13,898,050.77	\$ 28,274,980.63	\$ 57,270.00	\$ 41,356,823.00	\$ 16,746,425.00	\$ 58,100,518.00
9500.050000X000	State Employer Contributions	State employer contribution and total fringe benefits.	\$ 85,921,960.06	\$ 85,921,960.06		\$ 85,921,960.06		\$ 103,066,170.00		\$ 103,066,170.00
9806.150000X000	Sandy Island Boat Ramp	Proviso 118.17 (2014) \$150,000 for SCDNR Sandy Island Boat ramp. (project complete).								
9807.130000X000	Lexington County Maintenance Complex Construction	Proviso 118.17 (2014) \$100,000 for SCDOT Lexington County Maint Complex.					\$ 100,000.00			\$ 100,000.00
9814.220000X000	2015 Flood - Road Repair	Proviso 118.16 (2017) \$373,000,000 for statewide flood repair.	\$ 1,679,850.40	\$ 1,679,850.40		\$ 1,679,850.40				
9817.240000X000	REST AREAS	Proviso 118.16 (2020) \$4,000,000 for rest area renovations.	\$ 55,547.25	\$ 55,547.25		\$ 55,547.25				
9809.290000X000	Interchg Justification	Proviso 118.18(B)(76)					\$ 1,000,000.00			\$ 1,000,000.00
9811.280000X000	Five Points	Proviso 118.18(B)(76)					\$ 850,000.00			\$ 850,000.00

State Funded Program No.	State Funded Program Title	Description of State Funded Program	(Actual) General	(Actual) Other	(Actual) Federal	(Actual) Total	(Projected) General2	(Projected) Other	(Projected) Federal	(Projected) Total
9813.270000X000	Forest Lake Place Bridge	Proviso 118.18(B)(76)					\$ 500,000.00			\$ 500,000.00
9817.240000X000	Rest Areas	Proviso 118.18(B)(78)					\$ 43,838,949.00			\$ 43,838,949.00
9817.260000X000	Historic T Bridge Gaffney	Proviso 118.18(B)(76)					\$ 500,000.00			\$ 500,000.00
9820.250000X000	Litter	Proviso 118.18(B)(59)					\$ 8,000,000.00			\$ 8,000,000.00
9822.310000X000	Palmetto Trail Hwy 301	Proviso 118.18(B)(76)					\$ 1,600,000.00			\$ 1,600,000.00
9828.020000X000	St. Investigation SLED	Proviso 118.18 (B)(44)(2022) \$144,777 transferred to SLED.	\$ 144,777.00			\$ 144,777.00				

as submitted for the Accountability Report by:

### U120 - DEPARTMENT OF TRANSPORTATION

Law number	Jurisdiction	Type	Description	Purpose the law serves:	Notes:	Changes made during FY2022
23 Code of Federal Regulations	Federal	Regulation	Federal Regulations applicable to federally funded highway programs.	Requires a service	Administer federally funded highway projects and programs.	No Change
33 CFR Parts 325	Federal	Regulation	US Army Corps of Engineer Permits.	Requires a manner of delivery		No Change
33 CFR Parts 332	Federal	Regulation	Compensatory Mitigation Requirements.	Requires a manner of delivery		No Change
33 USC 1344, et seq	Federal	Regulation	Clean Water Act of 1977.	Requires a manner of delivery		No Change
40 CFR 230	Federal	Regulation	404(b) (1) Permits.	Requires a manner of delivery		No Change
42 USC 4621, et seq	Federal	Statute	National Environmental Policy Act of 1969.	Requires a manner of delivery		No Change
49 Code of Federal Regulations	Federal	Regulation	Federal regulations applicable to federally funded transportation programs.	Requires a service	Delivery of Federal- aid Highway and Transit Programs.	No Change
49 US Code, Title 49, Subtitle III	Federal	Statute	Section 5301, et seq - Public Transportation.	Requires a service	Administer federally funded highway projects and programs.	No Change
FY19-20 Proviso 117.110	State	FY 2019-20 Proviso	IT & Information Security Plans.	Report our agency must/may provide		Amended Proviso Number Only
FY19-20 Proviso 117.33	State	FY 2019-20 Proviso	Debt Collections Report.	Report our agency must/may provide		No Change
FY19-20 Proviso 117.103	State	FY 2019-20 Proviso	Data Breach Notification.	Not related to agency deliverable		Amended Proviso Number Only
FY19-20 Proviso 117.20	State	FY 2019-20 Proviso	Subsistence Expenses and Mileage.	Not related to agency deliverable		No Change
FY19-20 Proviso 117.54	State	FY 2019-20 Proviso	Employee Bonuses.	Not related to agency deliverable		Amended Proviso Number Only
FY19-20 Proviso 117.71	State	FY 2019-20 Proviso	Fines and Fee Report.	Report our agency must/may provide		Amended Proviso Number Only
FY19-20 Proviso 84.1	State	FY 2019-20 Proviso	Expenditure Authority Limitation.	Requires a service	May spend all cash balances from previous years.	No Change
FY19-20 Proviso 84.11	State	FY 2019-20 Proviso	General Fund Balance Carry Forward.	Not related to agency deliverable		Amended Proviso Number Only
FY19-20 Proviso 84.12	State	FY 2019-20 Proviso	Reimbursement for Vehicle Damage.	Requires a service	Post damage claim form on website.	Amended Proviso Number Only
FY19-20 Proviso 84.13	State	FY 2019-20 Proviso	Preventive Maintenance Credit.	Not related to agency deliverable		Amended Proviso Number Only
FY19-20 Proviso 84.14	State	FY 2019-20 Proviso	Emergency Meetings.	Requires a service	Must post notice of meeting to public.	Amended Proviso Number Only
FY19-20 Proviso 84.15	State	FY 2019-20 Proviso	CTC Donor Bonus.	Requires a service	Transfer of authorized funds to CTCs.	Amended Proviso Number Only
FY19-20 Proviso 84.2	State	FY 2019-20 Proviso	Special Fund Authorization.	Requires a service	May set up special funds with State Treasurer.	No Change
FY19-20 Proviso 84.3	State	FY 2019-20 Proviso	Secure Bonds & Insurance.	Requires a service	May secure bonds and insurance as proper and advisable.	No Change
FY19-20 Proviso 84.4	State	FY 2019-20 Proviso	Benefits.	Requires a service	SCDOT employees shall receive equal compensation increases, health insurance benefits and bonuses as provided for other state agencies; to be provided from SCDOT funds.	No Change
FY19-20 Proviso 84.5	State	FY 2019-20 Proviso	Document Fees.	Requires a service	May charge fees for documents provided to public based on actual costs and handling costs.	No Change
FY19-20 Proviso 84.6	State	FY 2019-20 Proviso	Meals in Emergency Operations.	Requires a service	May provide meals to employees who cannot leave duty station during emergency situations or simulation.	No Change
FY19-20 Proviso 84.7	State	FY 2019-20 Proviso	Rest Area Water Rates.	Not related to agency deliverable		No Change

Law number	Jurisdiction	Type	Description	Purpose the law serves:	Notes:	Changes made during FY2022
FY19-20 Proviso 84.8	State	FY 2019-20 Proviso	Shop Road Farmers Market Bypass Carry Forward.	Not related to agency deliverable		No Change
FY19-20 Proviso 84.9	State	FY 2019-20 Proviso	Project Priority List.	Requires a service	Publish project priority list and engineering directives on department's website.	No Change
Proviso 117.158	State	FY 2020-21 Proviso	Statewide Strategic Personnel Budgeting	Not related to agency deliverable		Amended Proviso Number Only
SC Code 11-43-167 (Act 275 of 2016)	State	Statute	Revenue from additional Fines & Fees to State-Funded Resurfacing Program.	Requires a service	DOT must allocate revenues to State-funded Resurfacing program.	No Change
SC Code 48-1-100, et seq.	State	Statute	S. C. Pollution Control Act.	Requires a manner of delivery		No Change
SC Code 48-14-10, et seq.	State	Statute	S. C. Storm water Management and Sediment Reduction Act.	Requires a manner of delivery		No Change
SC Code 48-18-10, et seq.	State	Statute	Erosion and Sediment Reduction Act.	Requires a manner of delivery		No Change
SC Code 48-20-10, et seq.	State	Statute	S. C. Mining Act.	Requires a manner of delivery		No Change
SC Code 48-39-10, et seq.	State	Statute	SC Coastal Zone Management Act.	Requires a manner of delivery		No Change
SC Code 56-11-500	State	Statute	Road tax to State Highway Fund.	Funding agency deliverable(s)		No Change
SC Code of Law: 1-30-10(G)(1)	State	Statute	Restructuring Report Department reports giving detailed and comprehensive recommendations for the purposes of merging or eliminating duplicative or unnecessary divisions, programs, or personnel within each department to provide a more efficient administration of government services.	Report our agency must/may provide		No Change
SC Code of Regulations, Chapter 63	State	Regulation	Chapter 63 of the SC Code Regulations applies to the Department of Transportation. The regulations include: 63-10 - Transportation Project Prioritization; 63-30 - Commission approval of actions; 63-100 - Secretary of Transportation Approval of Actions; 63-300 to 309 - Prequalification and Disqualification of Bidders; 63-322 - Relocation of Displaced Persons; 63-338 - Highway Advertising Control Act; 63-361 - Movement of Machinery over Highways; 63-370 - Driveways; 63-380 - Erosion Control ; 63-390 - Tandem Trailer Combinations and Other Larger Vehicle Access Control Act ; 63-700, et seq. Disadvantaged Business Enterprises Program; 63-800 - Bus Shelters; 63-900 - Scenic Byways; 63-1000 Sign requirements for petitions to close roads.	Requires a service	Detailed rules concerning the planning, construction, maintenance and operation of the state highway system.	No Change
SC Code Section 44-96-140	State	Statute	Recycling programs of state government; state procurement policy; report of the Department of Transportation.	Report our agency must/may provide		No Change
SC Code Section 11-35-5240	State	Statute	Minority Business Enterprise (MBE) Utilization Plan.	Report our agency must/may provide		No Change
SC Code Section 12-28-2740	State	Statute	Distribution of gasoline user fee among counties also referred to as C-Fund. Includes apportionments, formula distribution, and requirements for expenditure of funds; county transportation committees.	Requires a service	Allocation of C funds to counties; administration of C funds for some counties; approval of countywide and regional transportation plans; review of compliance with certain aspects of C fund law.	No Change
SC Code Section 12-28-2930	State	Statute	State set-asides for small businesses owned and controlled by socially and economically ethnic minorities (MBEs) and disadvantaged females (WBEs).	Report our agency must/may provide		No Change
SC Code Section 8-13-1110 (12)	State	Statute	Amended in 2007 to include District Engineering Administrators.	Report our agency must/may provide		No Change
SC Code Sections 1-30-10(G)(1) and (G) (2)	State	Statute	Restructuring Report and Seven Year Cost Savings Plan that provides initiatives and/or planned actions that implement cost savings and increased efficiencies of services and responsibilities within the projected seven year period.	Report our agency must/may provide		No Change
SC Code Sections 57-5-820 and 830	State	Statute	Consent required for highway work within municipalities.	Requires a service	Coordination with municipalities on improvements to state highways within the municipality.	No Change
SC Code Sections 57-7-50 and 210	State	Statute	Penalties for obstructions in the right of way without a permit.	Requires a service		No Change
SC Code Title 12, Chapter 28	State	Statute	Imposition and Distribution of Fuel Tax.	Funding agency deliverable(s)		No Change

Law number	Jurisdiction	Type	Description	Purpose the law serves:	Notes:	Changes made during FY2022
SC Code Title 57	State	Statute	The entirety of Title 57 applies to the Department of Transportation. Title 57 contains the following Chapters: 1. General provisions, 3. Department of Transportation, 5. State Highway System, 7. Obstruction or Damage to Roads or Drainage, 9. Abandonment or Closing of Streets, Roads or Highways, 11. Financial Matters, 13. Provisions Affecting Bridges Only, 15. Provisions Affecting Ferries Only, 17. County Roads, Bridges, and Ferries Generally, 19. County Road Taxes and Assessments, 21. Paving Districts in Counties with City of Over 70,000, 23. Highway Beautification and Scenic Routes, 25. Outdoor Advertising and 27. Junkyard Control.	Requires a service	The systematic planning, construction, maintenance and operation of the state highway system and the development of a statewide intermodal and freight system that is consistent with the needs of the public.	No Change
SC Regs 61-101	State	Statute	DHEC 401 Water Quality Certifications.	Requires a manner of delivery		No Change
SC Regs 61-9, et seq.	State	Regulation	SC Pollution Control Act Regulations.	Requires a manner of delivery		No Change
SC Regs 72-300, et seq.	State	Regulation	S. C. Storm Water Management Regulations.	Requires a manner of delivery		No Change
SC Regs 72-400, et seq.	State	Regulation	Erosion and Sediment Reduction Regulations.	Requires a manner of delivery		No Change
US Code of Laws: Title 23	Federal	Statute	Federal Statutes applicable to federally funded highway programs.	Requires a service	Administer federally funded highway projects and programs.	No Change
US Public Law 112-141	Federal	Statute	MAP-21 - Moving Ahead for Progress in the 21st Century - Federal Highway Funding Bill.	Funding agency deliverable(s)		No Change
US Public Law 114-94	Federal	Statute	FAST Act - Fixing America's Surface Transportation Act - Federal Highway Funding Bill.	Requires a manner of delivery		No Change
US Public Law 117-58	Federal	Statute	Infrastructure Investment and Jobs Act (IIJA) - aka The Bipartisan Infrastructure Law (BIL)	Requires a manner of delivery	Historic investments in the transportation sector: improving public safety and climate resilience.	Added

### U120 - DEPARTMENT OF TRANSPORTATION

Description of Service	Description of Direct Customer	Customer Name	Others Impacted by Service	Division or unit providing the service	Description of division or major organizational unit providing the service	Primary negative impact if service not provided	Changes made to services during FY 2022	Summary of changes to services
Assist in development of the agency mission, budget and general management of the agency.	The morning public regardless of age, race, gender, education levels, and/or religion.	Executive Branch/State Agencies		Administration - General	Leadership and support services to facilitate the delivery of SCDOT's mission.	Road, bridge, and transit infrastructure in the state would be in state of non-repair.	No Change	
Plan and construct SCDOT statewide maintenance facilities, district offices, sign shop, lab, right-of-way, and rest areas. Also, acquire and clear right-of-way for construction in accordance with federal and state laws.	The morning public regardless of age, race, gender, education levels, and/or religion.	General Public.		Administration - Land and Buildings	Overnight of statewide maintenance facilities, district offices, sign shop, lab, and land (i.e. right-of-way).	District and county representation allows SCDOT to respond efficiently and timely to local needs, especially during inclement weather.	No Change	
Oversee and manage road and bridge projects. Also, host public road hearings for projects.	The morning public regardless of age, race, gender, education levels, and/or religion.	General Public.		Highway Engineering - Engineering Admin & Project Management	Program funds the core engineering project management to support the statewide delivery of the highway program.	Project Management allows projects to move forward and comply with federal, state, and local laws and regulations.	No Change	
Oversee and manage road and bridge projects. Also, host public road hearings for projects.	Professional Organization.	American Council of Engineering Companies (ACEC).		Highway Engineering - Engineering Admin & Project Management	Program funds the core engineering project management to support the statewide delivery of the highway program.	Engineering proficiency and professional standards would decline. There would not be a cohesive voice for the profession in national legislative and policy debates.	No Change	
Construct federal aid program and state funded resurfacing program which provides for the preservation, safety improvements, and increased mobility of federal-aid portion of the state highway system.	The morning public regardless of age, race, gender, education levels, and/or religion.	General Public.		Highway Administration - Engineering Construction	Program funds the construction and repair of roads and bridges statewide.	Federal Aid Program uses federal funds, instead of only state funds, to move projects to move forward and comply with federal, state, and local laws and regulations.	No Change	
Construct federal aid program and state funded resurfacing program which provides for the preservation, safety improvements, and increased mobility of federal-aid portion of the state highway system.	Multiple contractors and certified Disadvantaged Business Enterprise firms that are on file for construction projects.	Industry.	Contractor and sub-contractors.	Highway Administration - Engineering Construction	Program funds the construction and repair of roads and bridges statewide.	Without DBE and SBE contractors, SCDOT would not meet required race neutral/race conscious quotas on federal projects.	No Change	
Construct federal aid program and state funded resurfacing program which provides for the preservation, safety improvements, and increased mobility of federal-aid portion of the state highway system.	Professional Organization.	Association of General Contractors (AGC).		Highway Administration - Engineering Construction	Program funds the construction and repair of roads and bridges statewide.	Key issues related to Governmental Financial Leadership would filter and high standards for policies, regulations and education that benefit the betterment of the construction industry would weaken.	No Change	
Construct federal aid program and state funded resurfacing program which provides for the preservation, safety improvements, and increased mobility of federal-aid portion of the state highway system.	Professional Organization.	Portland Cement Association (PCA).		Highway Administration - Engineering Construction	Program funds the construction and repair of roads and bridges statewide.	Policy, research, education, and market intelligence would decrease, as well as economic growth.	No Change	
Construct federal aid program and state funded resurfacing program which provides for the preservation, safety improvements, and increased mobility of federal-aid portion of the state highway system.	Professional Organization.	South Carolina Asphalt Paving Association (SCAPA).		Highway Administration - Engineering Construction	Program funds the construction and repair of roads and bridges statewide.	Policy, research, education, and market intelligence would decrease, as well as economic growth.	No Change	

Description of Service	Description of Direct Customer	Customer Name	Others Impacted by Service	Division or major organizational unit providing the service.	Description of division or major organizational unit providing the service.	Primary negative impact if access not provided.	Changes made to services during FY2022	Summary of changes to services
Construct federal aid program and state funded resurfacing program which provides for the preservation, safety improvements, and increased mobility of federal-aid portion of the state highway system.	Professional Organization.	SC Chapter of Minority Contractors.		Highway Administration - Engineering Construction	Program funds the construction and repair of roads and bridges statewide.	Access (contract & resource opportunities), Advocacy (legislative impact), and Contractor Readiness (training, capacity building, and growth) would decline, as well as, education that benefit the betterment of the construction industry would weaken.	No Change	
Construct federal aid program and state funded resurfacing program which provides for the preservation, safety improvements, and increased mobility of federal-aid portion of the state highway system.	The motoring public regardless of age, race, gender, education levels, and/or religion.	Local Govts.		Highway Administration - Engineering Construction	Program funds the construction and repair of roads and bridges statewide.	Federal funding is needed for construction projects. All construction projects are reimbursed after state funds are spent. Reimbursement only occurs when policies and regulations are met.	No Change	
Maintain roads, bridges, buildings, rest areas, and work requests received.	The motoring public regardless of age, race, gender, education levels, and/or religion.	General Public		Highway Administration - Highway Maintenance	Program funds the routine maintenance of statewide roads, bridges, buildings, rights of way, and rest areas.	State funding is needed for maintenance projects. Without funding maintenance projects are delayed or unfulfilled, which can be a safety hazard.	No Change	
Maintain roads, bridges, buildings, rest areas, and work requests received.	Multiple vendors and DBE vendors.	Local Govts.		Highway Administration - Highway Maintenance	Program funds the routine maintenance of statewide roads, bridges, buildings, rights of way, and rest areas.	State funding is needed for maintenance projects. Without funding vendors would not be needed.	No Change	
Annual debt service and administration.	The motoring public regardless of age, race, gender, education levels, and/or religion.	General Public		Toll Operations	Annual debt service and operations of Cross Island Parkway.	Debt service would not be fulfilled and state rating would decrease.	No Change	
Oversee statewide maintenance on non-federal aid, secondary roads across the state.	The motoring public regardless of age, race, gender, education levels, and/or religion.	General Public		Non-Federal Aid Highway Funds	Operating expenses for maintenance activities and contracts on non federal aid secondary roads.	Secondary road infrastructure would be in state of non-repair and state funding would be strained.	No Change	
Oversee statewide maintenance on non-federal aid, secondary roads across the state.	The motoring public regardless of age, race, gender, education levels, and/or religion.	Local Govts.		Non-Federal Aid Highway Funds	Operating expenses for maintenance activities and contracts on non federal aid secondary roads.	Secondary road infrastructure would be in state of non-repair and state funding would be strained.	No Change	
Provide buses, cutaways, and operational functions.	The motoring public regardless of age, race, gender, education levels, and/or religion.	General Public	Counties.	Mass Transit	Intermodal Planning and allocations and aid for transit services, equipment and operating expenses.	Transit services would be non-operational and funding would be restricted.	No Change	
Provide buses, cutaways, and operational functions.	The non-motoring (transit user) public regardless of age, race, gender, education levels, and/or religion.	Local Govts.	Counties.	Mass Transit	Intermodal Planning and allocations and aid for transit services, equipment and operating expenses.	Transit services would be non-operational and funding would be restricted.	No Change	
A stable workforce and leadership team is critical to being able to reliably deliver the annual program.	State employee.	Executive Branch/State Agencies		Employee Benefits	State employer contribution and total fringe benefits for all employees.	Unstable workforce and unreliability.	No Change	

Type of Partner Entity	Name of Partner Entity	Description of Partnership	Change to the partnership during the past fiscal year
Local Government	10 Councils Of Government (COGs)	Identify local priorities.	No Change
Local Government	11 Metropolitan Planning Organizations (MPOs)	Identify local priorities.	No Change
Local Government	12 Public Transit Providers	Sub recipient relationship; Interagency transit coordination.	No Change
Professional Association	American Association of Highway Transportation Officials (AASTHO), American Council of Engineering Companies (ACEC), American Society of Safety Engineers (ASSE), Certified Public Manager (CPM), Governmental Finance Officers Association (GFOA), Institute of Transportation Engineers (ITE), Outdoor Advertising Association, Northeast Association of State Transportation Officials (NASTO), North Eastern Strategic Alliance (NESA), Southern Association of State Highway Transportation Officials (SASHTO), South Carolina Concrete Pavement Association (SCCPA), South Carolina For Our Roads (SC-FOR), South Carolina Trucking Association (SCTA) States for Passenger Rail (SPRC), Transportation Research Board (TRB)	Smart solutions, training, direct technical assistance, unchallenged expertise, research, safety, mobility, livability, innovation, economic and peer review.	No Change
Private Business Organization	American Red Cross	Provides training for first aid; Cardiopulmonary Resuscitation (CPR); Automated External Defibrillators (AED); blood drives.	No Change
Federal Government	Army Corps of Engineers (ACOE), Federal Highway Administration (FHWA), Federal Motor Carriers Safety Administration (FMCSA), Federal Rail Administration (FRA), Federal Transit Administration (FTA), National Cooperative Highway Research Program (NCHRP), National Highway Traffic Safety Administration (NHTSA), National Scenic Byway (NSB), United States Department of Transportation (USDOT)	Guidance, training, unchallenged expertise, research, environmental, safety, mobility, livability, innovation, legislation, regulations, and media assets.	No Change
Professional Association	Association of General Contractors (AGC),	Communication with the industry. Training opportunities.	No Change
Private Business Organization	Chambers of Commerce, Corporate Partners, Penny's-for-Progress	Locally-derived funding for road improvement projects.	No Change
Non-Governmental Organization	Cherokee Foothills National Scenic Byways (multiple chapters), Coastal Conservation League, Drayton Hall Plantation, Edisto Island Land Trust, I-73 Coalition, I-95 Coalition, Nature Conservatory, National Heritage Corridor, State Scenic Byway Program (SSBP), and South Carolina Scenic Highway Committee	Environmental impact of any new construction or maintenance project.	No Change
Higher Education Institute	Clemson University, University of South Carolina, South Carolina State University	Research, discussion, and focus group studies.	No Change
Local Government	Congressional Delegation, 7 Rural Transit Authorities (RTAs), 46 Counties, County Transportation Committees, Municipalities, Regional Economic Development Elected, and various law enforcement entities	Guidance, training, research, environmental, safety, mobility, innovation, legislation, and regulations.	No Change
State Government	Department of Administration - State Fleet Maintenance	Provides AAA driver "train the trainer" for employees to train fellow employees internal, minimizing costs; report vehicle accidents for fleet.	No Change
State Government	Department of Commerce	Economic impact of highways and bridges to key outlets of commerce.	No Change
State Government	Department of Corrections	Feasibility of using inmates for litter control.	No Change
State Government	Department of Health & Environmental Control	Environmental impact of any new construction, maintenance projects.	No Change



Type of Partner Entity	Name of Partner Entity	Description of Partnership	Change to the partnership during the past fiscal year
State Government	Department of Motor Vehicles	Develops the Highway Safety Improvement Plan and partners with SCDOT to develop and implement Target Zero Strategic Highway Safety Plan. Provides driving records for evaluating potential new hires, as well as determining the need for employee driver training or suspension of driving privileges to include third party tester training.	No Change
State Government	Department of Public Safety	Partner in developing the Highway Safety Improvement Plan and implement the Target Zero- Strategic Highway Safety Plan.	No Change
State Government	Emergency Management Division	Effectiveness in responding to and recovery for hurricanes, earthquakes, tornadoes, chemical spills, wild fires, dam failures, and winter weather advisories.	No Change
State Government	General Assembly	Oversight, resource allocation and legislation.	No Change
State Government	Governor's Office	The SC Governor's Division of Small and Minority Business includes their use of the Unified Certification Program in lieu of their state certification.	No Change
Individual	Motoring Public, Transit Riders	Tolls, vehicle usage fees, safety, and stewardship of funds.	No Change
Professional Association	National Association of Minority Contractors (SC Chapter)	Partner to identify and educate existing and potential Disadvantaged Business Enterprises (DBEs).	No Change
Federal Government	National Safety Council	Safety training and information.	No Change
Federal Government	Occupational Safety & Health Administration (OSHA)	Assists with training, provides recommendations and guidance.	No Change
Professional Association	Portland Cement Association (PCA)	Communication with the industry. Training opportunities.	No Change
Private Business Organization	Post Trauma Services	Provides counseling to employees involved in accidents and those affected by fatality or severe incident while on the job.	No Change
State Government	Public Employee Benefits Authority (PEBA)	Provides health screenings, immunizations, and mammograms for employees.	No Change
Local Government	SC Human Services Agencies	Sub recipient relationship; Interagency transit coordination.	No Change
Professional Association	South Carolina Asphalt Paving Association (SCAPA)	Communication with the industry. Training opportunities.	No Change
State Government	South Carolina Ports Authority	Economic impact of infrastructure to key outlets of commerce.	No Change
State Government	South Carolina Small Business Development Centers	Partner to conduct baseline business development assistance.	No Change
State Government	South Carolina Transportation Infrastructure Bank	Provide project financing.	No Change
Federal Government	US Department of Commerce - SC Minority Business Development Agency (MBDA)	Partner to identify and inform existing and potential Disadvantaged Business Enterprises (DBEs).	No Change
Federal Government	US Small Business Administration (SC District)	Partner for training and outreach events.	No Change
Federal Government	American Traffic Safety Services Association (ATSSA)	Provides training, tools, legislative advocacy and the resources to make roadways safer.	Add

as submitted for the Accountability Report by:

### U120 - DEPARTMENT OF TRANSPORTATION

Report Name	Law Number (if applicable)	Summary of information requested in the report	Date of most recent submission DURING the past fiscal year	Reporting Frequency	Type of entity/entities	Method to access the report	Direct access hyperlink or agency contact (if not provided to LSA for posting online)	Changes to this report during the past fiscal year	Explanation why a report wasn't submitted
Affirmative Action Plan and Non Discrimination Plan/ Equal Employment Opportunity Progress Report	§1-1-810, §1-1-820 and Proviso 117.69(D)	Personnel report by race and sex; includes discrimination policy. Also referred to as EEO Progress Report.	February-22	Annually	South Carolina state agency or agencies	Hand copy available upon request	<a href="https://scstatehouse.gov/reports/HumanAffairsComm/SCHAC%20Report%20to%20the%20General%20Assembly%202022.pdf">https://scstatehouse.gov/reports/HumanAffairsComm/SCHAC%20Report%20to%20the%20General%20Assembly%202022.pdf</a>	No Change	
Agency Accountability Report	§1-1-810, §1-1-820 and Proviso 117.69(D)	The report "must contain the agency's or department's mission, objectives to accomplish the mission, and performance measures that show the degree to which objectives are being met." Agencies must "identify key program area descriptions and expenditures and link these to key financial and performance results measures."	September-21	Annually	Governor or Lt. Governor AND Legislative entity or entities	Provided to LSA for posting online	<a href="https://www.scdot.org/performance/epd/Reports/FY21_SCDOT_Accountability_Report.pdf?v=2">https://www.scdot.org/performance/epd/Reports/FY21_SCDOT_Accountability_Report.pdf?v=2</a>	Amend	Proviso 117.29
Annual (Financial) Audit	§57-1-490	Audit of agency performed by independent certified public accountant.	January-22	Annually	Legislative entity or entities	Available on another website	<a href="https://www.scdot.org/performance/epd/Reports/SCDOT_Annual_Report_2021.pdf?v=2">https://www.scdot.org/performance/epd/Reports/SCDOT_Annual_Report_2021.pdf?v=2</a>	No Change	
Annual Energy Conservation Report	§48-52-620	Report energy used by SCDOT for buildings.	December-21	Annually	South Carolina state agency or agencies	Available on another website	<a href="https://energy.sc.gov/files/view/State%20Energy%20Use%20Report%202021.pdf">https://energy.sc.gov/files/view/State%20Energy%20Use%20Report%202021.pdf</a>	No Change	
Auditing & Fiscal Reporting	Section 11-35-120(3)	Automatic reporting in SCEIS that provides reports regarding the status of personnel positions, budgets, transfers, and expenditures.	June-22	Quarterly	South Carolina state agency or agencies	Available on another website	<a href="https://www.sceis.sc.gov/">https://www.sceis.sc.gov/</a>	No Change	Information of personnel positions, budgeting, transfers, and expenditures is perpetually maintained in SCEIS. The SCEIS website is restricted with authorized login. For copies of all SCDOT public records, please send a request to SCDOT's FOIA Officer at FOIA@dot.state.sc.us
Bank Transparency & Accountability Report	Proviso 117.80	Disclosure of transactions on the agency account for the prior fiscal year.	September-21	Annually	South Carolina state agency or agencies	Available on agency's website	<a href="https://www.scdot.org/performance/epd/Reports/SCDOT_Bank_Account_Transparency.pdf?v=2">https://www.scdot.org/performance/epd/Reports/SCDOT_Bank_Account_Transparency.pdf?v=2</a>	Amend	Proviso 117.79
C-Fund Expenditures	§12-28-2740	C-Fund Expenditures for previous fiscal year.	January-22	Annually	Legislative entity or entities	Available on another website	<a href="https://www.scdot.org/performance/epd/FC_Report20-21.pdf">https://www.scdot.org/performance/epd/FC_Report20-21.pdf</a>	No Change	
Comprehensive Permanent Improvement Program (CPIP)	§2-47-55	Exempt from 2-47-55 reporting by Proviso 117.68(D) but internally used as a planning document.	October-21	Annually	Legislative entity or entities	Available on agency's website	Page 14 of <a href="https://www.admin.sc.gov/budget/cppp">https://www.admin.sc.gov/budget/cppp</a>	No Change	
Comprehensive Rail Plan	Section 57-3-30(B)	Provides a comprehensive state rail plan for passenger and freight railroads and in infrastructure services.		Every five years	Legislative entity or entities AND South Carolina state agency or agencies	Available on agency's website	<a href="https://www.scdot.org/Multimodal/pdfs/C_MTP_Rail_Plan_FINAL.pdf">https://www.scdot.org/Multimodal/pdfs/C_MTP_Rail_Plan_FINAL.pdf</a>	No Change	Report was approved by USDOT Federal Railroad Administration in November 2020. This comprehensive plan is initiated every five years; the next report will be due November 2025.
Debt Collection Reports	Proviso 117.33	Report of outstanding debt and methods used to collect.	February-22	Annually	Legislative entity or entities AND South Carolina state agency or agencies	Available on agency's website	<a href="https://www.scdot.org/performance/epd/Reports/Debt%20Collection%20Report.pdf">https://www.scdot.org/performance/epd/Reports/Debt%20Collection%20Report.pdf</a>	No Change	
Discrimination Plan	Proviso 117.13	Report of agency employment data containing the total number of persons employed and/or promoted in each job group, by race and sex.	February-22	Annually	South Carolina state agency or agencies	Available on another website	<a href="https://scstatehouse.gov/reports/HumanAffairsComm/SCHAC%20Report%20to%20the%20General%20Assembly%202022.pdf">https://scstatehouse.gov/reports/HumanAffairsComm/SCHAC%20Report%20to%20the%20General%20Assembly%202022.pdf</a>	No Change	

Report Name	Law Number (if applicable)	Summary of information requested in the report	Date of most recent submission DURING the past fiscal year	Reporting Frequency	Type of entity/entities	Method to access the report	Direct access hyperlink or agency contact (if not provided to LSA for posting online)	Changes to this report during the past fiscal year	Explanation why a report wasn't submitted
Employee Bonuses Report	Proviso 117.53	Report of agency employees that receive bonuses each year with amount and source of the bonus.	June-22	Annually	Legislative entity or entities AND South Carolina state agency or agencies	Available on another website	<a href="https://www.secis.sc.gov/">https://www.secis.sc.gov/</a>	Amend	Proviso 117.52: SCEIS captures employee bonus information that is perpetually updated. The SCEIS website is restricted with authorized login. For copies of all SCDOT public records, please send a request to SCDOT's FOIA Officer at: FOIA@dot.state.sc.us
Feasibility Studies for sidewalk, bike and HOV lanes	\$57-3-780	For new or expansion of existing infrastructure the agency will make a written determination whether it is financially and physically feasible to include high occupancy vehicle lanes (in metropolitan areas), pedestrian walkways or sidewalks, and bicycle lanes or paths.	June-22	Other	South Carolina state agency or agencies	Hard copy available upon request	<a href="https://www.scdot.org/projects/public-involvement-portal.aspx">https://www.scdot.org/projects/public-involvement-portal.aspx</a>	No Change	Each project reviews the feasibility of such options on a case-by-case basis. The Programs and Projects are available for viewing on SCDOT's Public Involvement Portal.
Fines and Fees Report	Proviso 117.71	Promote accountability and transparency.	September-21	Annually	Legislative entity or entities	Available on agency's website	<a href="https://www.scdot.org/performance/pdf/reports/FeesandFinesReport.pdf">https://www.scdot.org/performance/pdf/reports/FeesandFinesReport.pdf</a>	Amend	Proviso 117.70
Indefinite Delivery of Contracts Report	Section 11-35-3310	Quarterly report of architectural-engineering and land-surveying services.		Quarterly	South Carolina state agency or agencies	Available on another website		Amend	Indefinite delivery contract requirements were changed under Act 41 (2019-2020), section 49, changing quarterly requirements to an as-needed basis. Internally, a contract log is maintained and can be provided as needed.
Minority Business Enterprise Utilization Plan	\$11-35-5240(2)	Procurement Contracts.	July-21	Annually	Governor or Lt. Governor	Hard copy available upon request	<a href="https://www.scdot.org/performance/pdf/reports/MBE%20Plan%2021-2022%20Final.pdf">https://www.scdot.org/performance/pdf/reports/MBE%20Plan%2021-2022%20Final.pdf</a>	No Change	
Office of Public Transit Report	\$57-3-40(C) and Proviso 117.69	Combined with "Transit Progress Report" to show a progress report containing planning and coordination efforts.	January-22	Annually	Legislative entity or entities	Available on agency's website	<a href="https://www.scdot.org/performance/pdf/reports/2021-Public-Transit-Annual-Report.pdf">https://www.scdot.org/performance/pdf/reports/2021-Public-Transit-Annual-Report.pdf</a>	Amend	Proviso 117.68 Also referenced as the Mass Transit Report in statute.
Online Transaction Register	\$57-3-755 and Proviso 117.80	Complete record of funds expended.	January-22	Monthly	South Carolina state agency or agencies	Available on another website	<a href="https://applications.sc.gov/SpendmgTransparency/MonthlyExpenseChart.aspx">https://applications.sc.gov/SpendmgTransparency/MonthlyExpenseChart.aspx</a>	No Change	
Personnel Organization Chart	Proviso 117.46	Agency organization chart of Personnel. Revised as needed through the year.	June-22	Annually	South Carolina state agency or agencies	Available on agency's website	<a href="https://www.scdot.org/inside/org-chart.aspx">https://www.scdot.org/inside/org-chart.aspx</a>	Amend	Proviso 117.45
Procurement Card Report	Section 1-1-1040, Proviso 117.81	Monthly report of all monthly procurement card transactions.	June-22	Monthly	Other	Available on agency's website	<a href="https://eg.sc.gov/sites/eg/files/Docs/Reports/Fiscal%20Transparency%20Monthly%20Change%20Curt%20Usage%2022%20CCU-June2022.pdf">https://eg.sc.gov/sites/eg/files/Docs/Reports/Fiscal%20Transparency%20Monthly%20Change%20Curt%20Usage%2022%20CCU-June2022.pdf</a>	Amend	Proviso 117.80
Project Priority List	Section 57-1-370, Proviso 84.9	Part of Act 114 /Roads Bill where the project priority list is published.	June-22	Monthly	Other	Available on agency's website	<a href="https://www.scdot.org/projects/tem-year-plan.aspx">https://www.scdot.org/projects/tem-year-plan.aspx</a>	No Change	
Rail Plan Analysis	\$57-3-30(A)(5)	State railroad corridor preservation, revitalization, and comprehensive rail plan for passenger, freight, and infrastructure services.	January-22	Annually	Legislative entity or entities	Available on agency's website	<a href="https://www.scdot.org/performance/pdf/reports/2021-Rail-Plan-Report.pdf">https://www.scdot.org/performance/pdf/reports/2021-Rail-Plan-Report.pdf</a>	No Change	
Recommendations for Restructure of Agency	\$1-30-10 (G)(1)	Provides detailed and comprehensive recommendations for the purposes of merging or eliminating duplicative or unnecessary divisions, programs, or personnel within each department to provide a more efficient administration of government services. This is addressed in the Annual /Accountability Report.		Annually	Governor or Lt. Governor AND Legislative entity or entities	Provided to LSA for posting online		No Change	Senate Oversight and House Oversight confirmed January 11, 2022, that no report was due at this time. The House Oversight was revising the template; the Annual /Accountability Report covers Restructuring and other relevant topics in its report.

Report Name	Law Number (if applicable)	Summary of information requested in the report	Date of most recent submission DURING the past fiscal year	Reporting Frequency	Type of entity/entities	Method to access the report	Direct access hyperlink or agency contact (if not provided to LSA for posting online)	Changes to this report during the past fiscal year	Explanation why a report wasn't submitted
Recycling Report	§44-96-140(B)	Transportation solid waste reduction and general recycling.	March-22	Annually	South Carolina state agency or agencies	Available on another website	<a href="https://scdotbse.gov/sites/default/files/media/document/SC_SolidWasteManagementAnnualReport_FY21_OR-2302_2.pdf">https://scdotbse.gov/sites/default/files/media/document/SC_SolidWasteManagementAnnualReport_FY21_OR-2302_2.pdf</a>	No Change	
Report on Disadvantaged Enterprises Program	§12-28-293(O)	Allocation of Contracts awarded pursuant to 12-28-293(O).	June-22	Annually	Governor or Lt. Governor AND Legislative entity or entities AND South Carolina state agency or agencies	Hard copy available upon request		No Change	Hard copies available upon request. For copies of SCDOT public records, please send a request to SCDOT's FOIA Officer at: FOIAInfo@dot.state.sc.us
SCDOT's Annual Report	§57-3-760 and Proviso 117.69	Annual accomplishments, Ten Year Needs plan, Five year plan detailing traffic regulation, mass transit coordination, and all firm's contract amounts.	January-22	Annually	Legislative entity or entities	Provided to LSA for posting online	<a href="https://www.scdot.org/performance/pdf/reports/SCDOT_Annual_Report_2021.pdf?v=2">https://www.scdot.org/performance/pdf/reports/SCDOT_Annual_Report_2021.pdf?v=2</a>	Amend	Proviso 117.68(D)
SCDOT-specific Recycling Report	Section 44-96-140(F)	Recycling report on compost, fly ash, ground rubber, and mixed plastics.		Annually	Governor or Lt. Governor AND Legislative entity or entities	Available on agency's website		No Change	This is the SCDOT Specific Recycling Report on compost, fly ash, ground rubber, and mixed plastics. Materials and Research Lab has no ability to track through contractors.
Seven Year Plan	§1-30-10(G)(2)	A seven-year plan that provides initiatives and/or planned actions that implement cost savings and increased efficiencies of services and responsibilities within the projected seven-year period. Next report is due January 2022.		Other	Governor or Lt. Governor AND Legislative entity or entities	Available on agency's website		Amend	Senate Oversight and House Oversight confirmed January 11, 2022, that no report was due at this time. SCDOT is currently half-way through the SCDOT Ten-Year Plan, which provides initiatives and planned actions for a decade.
Sole Source Procurement & Emergency Procurements	§11-35-2440 and Proviso 117.41	Combined with "Trade in Sales" Report to show procurement items. From website link, select "Report Type" to browse sole source, emergency, and unauthorized procurements.	July-21	Quarterly	South Carolina state agency or agencies	Available on another website	<a href="https://reporting.procurement.sc.gov/general/transparency/audit-reports">https://reporting.procurement.sc.gov/general/transparency/audit-reports</a>	No Change	
Statements of Economic Interest	§8-13-1110 and §8-13-1140	Statements of Economic Interest.	March-22	Annually	South Carolina state agency or agencies	Available on another website	<a href="https://ethicsfilings.sc.gov/public/statewide-economic-interests">https://ethicsfilings.sc.gov/public/statewide-economic-interests</a>	No Change	
Statewide Strategic Information Technology Plan Implementation	Proviso 117.110	Agency plan for information technology and information security.		Annually	South Carolina state agency or agencies	Hard copy available upon request		No Change	Plan is not final.
Statewide Strategic Personnel Budgeting	Proviso 117.152	Human resources and personnel related budget requests.		Annually	Legislative entity or entities AND South Carolina state agency or agencies	Available on another website		Remove	Proviso 117.143 is pursuant to "an agency that receives personal services funding in an amount greater than that received pursuant to the Appropriations Act." SCDOT is funded from the "Other" category (not appropriations) and is therefore exempt from this statute.
Trade in Sales	§11-35-3830	Combined with "Sole Source Procurement & Emergency Procurements" Report to show procurement items. From website link, select "Report Type" to browse sole source, emergency, and unauthorized procurements.	July-21	Quarterly	South Carolina state agency or agencies	Available on another website	<a href="https://reporting.procurement.sc.gov/general/transparency/audit-reports">https://reporting.procurement.sc.gov/general/transparency/audit-reports</a>	No Change	
Transit Progress Report	§57-3-210(B)(2) and Proviso 117.69	Combined with "Office of Public Transit Report" to show a progress report containing planning and coordination efforts.	January-22	Annually	Legislative entity or entities	Available on agency's website	<a href="https://www.scdot.org/performance/pdf/reports/2021-Public-Transit-Annual-Report.pdf">https://www.scdot.org/performance/pdf/reports/2021-Public-Transit-Annual-Report.pdf</a>	Amend	PRoviso 117.68(D)

Report Name	Law Number (if applicable)	Summary of information requested in the report	Date of most recent submission DURING the past fiscal year	Reporting Frequency	Type of entity/entities	Method to access the report	Direct access hyperlink or agency contact (if not provided to LSA for posting online)	Changes to this report during the past fiscal year	Explanation why a report wasn't submitted
Transportation Asset Management Plan	Section 57-1-380	Report on objectives and performance measures for the preservation and improvement of the State Highway System.	January-22	Annually	Legislative entity or entities AND South Carolina state agency or agencies	Provided to LSA for posting online	<a href="https://www.scdot.org/performance/pdfs/reports/TAMP.pdf">https://www.scdot.org/performance/pdfs/reports/TAMP.pdf</a> AND Page 10 of <a href="https://www.scdot.org/performance/pdfs/reports/FY21_SCDOT_Accountability_Report.pdf?v=2">https://www.scdot.org/performance/pdfs/reports/FY21_SCDOT_Accountability_Report.pdf?v=2</a>	Amend	The TAMP document is revised every four years; the last posting is August 2019. Annual updates are provided in the Annual Accountability Report and in the Annual Report.
Travel Report	§ 117.26	Travel Report for agency for prior fiscal year.	November-21	Annually	South Carolina state agency or agencies	Available on another website	<a href="https://eg.se.gov/sites/eg/files/Documents/Publications%20and%20Reports/Travel%20Reports/FY21TravelReport.pdf">https://eg.se.gov/sites/eg/files/Documents/Publications%20and%20Reports/Travel%20Reports/FY21TravelReport.pdf</a>	Amend	Proviso 117.26
Vendor Report	§57-1-430(D)	Complete list of all companies doing business with the department and the amount spent on these contracts. This information is shown in the Annual Vendor Report and as part of the Agency's Annual Report.	January-22	Annually	Governor or Lt. Governor AND Legislative entity or entities AND South Carolina state agency or agencies	Available on agency's website	<a href="https://www.scdot.org/performance/pdfs/reports/SCDOT_Annual_Report_2021.pdf?v=2">https://www.scdot.org/performance/pdfs/reports/SCDOT_Annual_Report_2021.pdf?v=2</a> AND <a href="https://www.scdot.org/performance/pdfs/reports/Vendor-Payments-Report.pdf?v=2">https://www.scdot.org/performance/pdfs/reports/Vendor-Payments-Report.pdf?v=2</a>	No Change	

Financial Update - Budget vs Actual  
 SCDOT Restricted Funds 12/21/22

	2022		2023		2023
	Original	Current	Original	Current	YTD Expenses
	Appropriations	Budget	Appropriations	Budget	thru 12-21-22
<b>Administration</b>					
<b>General</b>					
Executive Director	251,232.00	294,279.67	298,000.00	298,000.00	148,999.92
Classified Positions	17,020,566.00	17,440,183.43	18,147,932.00	18,097,977.00	8,781,048.22
Unclassified Positions	167,000.00	193,311.90	170,416.00	220,371.00	113,490.96
Other Personal Services	277,893.00	279,393.00	225,470.00	225,470.00	519,572.88
Other Operating Expenses	47,272,643.34	39,723,180.34	47,979,942.00	46,935,161.00	18,758,549.24
Land & Building	-	500.00	-	-	-
Debt Service	1,671,400.00	2,288,719.00	50,094.00	995,803.00	901,511.09
<b>Total General</b>	<b>66,660,734.34</b>	<b>60,219,567.34</b>	<b>66,871,854.00</b>	<b>66,772,782.00</b>	<b>29,223,172.31</b>
<b>Land &amp; Building</b>					
Other Operating Expenses	3,000,000.00	2,845,150.00	2,701,116.00	1,682,840.00	508,248.48
Permanent Improvements	3,000,000.00	2,761,500.00	3,700,000.00	4,709,276.00	51,321.69
<b>Total Land &amp; Building</b>	<b>6,000,000.00</b>	<b>5,606,650.00</b>	<b>6,401,116.00</b>	<b>6,392,116.00</b>	<b>559,570.17</b>
<b>Total Administration</b>	<b>72,660,734.34</b>	<b>65,826,217.34</b>	<b>73,272,970.00</b>	<b>73,164,898.00</b>	<b>29,782,742.48</b>
<b>Highway Engineering</b>					
<b>Engineer Admin &amp; Project Management</b>					
Classified Positions	72,714,671.00	77,003,407.58	71,580,306.00	77,074,287.00	38,682,832.70
Unclassified Positions	182,000.00	236,312.78	185,930.00	250,000.00	128,749.92
Other Personal Services	2,053,112.00	2,288,041.64	1,892,140.00	1,892,140.00	2,957,556.32
Other Operating Expenses	17,598,904.00	17,438,747.00	15,691,730.00	17,540,286.00	5,212,251.21
Land & Building	-	90,050.00	-	-	-
<b>Total Engineer Admin &amp; Project Management</b>	<b>92,548,687.00</b>	<b>97,056,559.00</b>	<b>89,350,106.00</b>	<b>96,756,713.00</b>	<b>46,981,390.15</b>
<b>Engineering Construction</b>					
Other Operating Expenses	39,039,783.00	18,900,000.00	29,039,783.00	9,715,417.00	173,271.52
Land & Building	-	19,039,783.00	-	10,000,000.00	2,487,109.18
Debt SVC SIB Multiproject Loan	9,166,667.00	14,164,353.00	-	-	-
Debt SVC SIB Ravenel Bridge	50,883,230.00	50,883,230.00	-	-	-
Other Operating Other	57,000,000.00	72,000,000.00	11,218,754.00	48,218,754.00	29,783,273.62
Perm Impr Enhancements	15,743,993.00	15,743,993.00	12,692,433.00	12,692,433.00	3,711,616.80
Perm Impr Operational & Safety	453,836,790.00	438,836,790.00	411,704,518.00	381,704,518.00	139,519,414.30
Perm Impr Port Access Road	3,000,000.00	3,000,000.00	160,000.00	160,000.00	(4,400.00)

Financial Update - Budget vs Actual  
 SCDOT Restricted Funds 12/21/22

	2022 Original Appropriations	2022 Current Budget	2022 YTD Expenses	2023 Original Appropriations	2023 Current Budget	2023 YTD Expenses thru 12-21-22
<b>Total Engineering Construction</b>	<b>1,923,665,778.00</b>	<b>1,903,315,778.00</b>	<b>1,352,009,375.95</b>	<b>1,890,127,791.00</b>	<b>1,819,463,767.00</b>	<b>616,627,763.29</b>
<b>Highway Maintenance</b>						
Classified Positions	104,547,298.00	98,395,652.87	82,628,193.73	111,491,924.00	105,933,873.00	43,969,158.73
Other Personal Services	6,015,993.00	7,367,740.13	7,367,679.20	5,744,644.00	5,744,644.00	6,707,684.93
Other Operating Expenses	166,808,082.00	174,172,594.00	158,088,367.85	166,404,908.00	175,236,051.00	69,709,851.99
Land & Building	-	379,089.00	378,671.95	-	59,297.00	57,671.30
<b>Total Highway Maintenance</b>	<b>277,371,373.00</b>	<b>280,315,076.00</b>	<b>248,462,912.73</b>	<b>283,641,476.00</b>	<b>286,973,865.00</b>	<b>120,444,366.95</b>
<b>Total Highway Engineering</b>	<b>2,293,585,838.00</b>	<b>2,280,687,413.00</b>	<b>1,690,710,149.01</b>	<b>2,263,119,373.00</b>	<b>2,203,194,345.00</b>	<b>784,053,520.39</b>
<b>Toll Operations</b>						
Classified Positions	52,207.00	54,189.00	47,277.96	-	-	-
Other Personal Services	-	-	-	-	-	-
Other Operating Expenses	21,131,441.00	21,129,458.00	1,867,979.64	-	33,100.00	12,931.55
Land & Building	-	-	-	-	-	-
Debt Service	2,861,610.00	2,861,611.00	2,861,610.37	-	-	-
<b>Total Toll Operations</b>	<b>24,045,258.00</b>	<b>24,045,258.00</b>	<b>4,776,867.97</b>	<b>-</b>	<b>33,100.00</b>	<b>12,931.55</b>
<b>Non-Federal Aid - Highway Fund</b>						
Other Operating - Other	-	30,000,000.00	29,887,290.63	15,750,000.00	35,750,000.00	18,488,208.96
Other Operating Bridges-Minor Repair	1,422,651.00	13,000,000.00	8,948,651.97	12,672,651.00	12,672,651.00	5,209,808.54
Other Operating Rehabilitation & Resurfacing	78,660,456.00	57,083,107.00	50,715,612.81	26,577,349.00	66,577,349.00	26,540,535.83
<b>Total Non-Federal Aid - Highway Fund</b>	<b>80,083,107.00</b>	<b>100,083,107.00</b>	<b>89,551,555.41</b>	<b>55,000,000.00</b>	<b>115,000,000.00</b>	<b>50,238,553.33</b>
<b>Mass Transit</b>						
Classified Positions	5,452,064.00	5,136,024.59	4,595,251.30	5,511,471.00	5,494,573.00	2,140,186.92
Unclassified Positions	150,000.00	169,520.28	169,520.28	154,125.00	171,023.00	88,076.40

Financial Update - Budget vs Actual  
 SCDOT Restricted Funds 12/21/22

	2022 Original		2022 Current		2022		2023 Original		2023 Current		2023	
	Appropriations	YTD Expenses	Budget	YTD Expenses	Appropriations	Budget	Appropriations	Budget	Appropriations	Budget	YTD Expenses	thru 12-21-22
Other Personal Services	44,887.00	74,348.13	74,348.13	74,348.13	34,064.00	34,064.00	34,064.00	34,064.00	34,064.00	34,064.00	114,673.08	114,673.08
Other Operating Expenses	1,000,000.00	1,950,000.00	1,950,000.00	829,796.48	550,000.00	1,300,000.00	550,000.00	1,300,000.00	1,300,000.00	1,300,000.00	340,129.17	340,129.17
Allocation Municipalities	3,000,000.00	476,065.00	476,065.00	44,000.00	5,623,935.00	5,693,935.00	5,623,935.00	5,693,935.00	5,693,935.00	5,693,935.00	16,000.00	16,000.00
Allocation Counties	-	-	-	-	-	-	-	-	-	-	-	-
Allocation Other Entities	21,576,065.00	23,150,000.00	23,150,000.00	8,606,743.67	29,483,228.00	28,663,228.00	29,483,228.00	28,663,228.00	28,663,228.00	28,663,228.00	6,290,350.00	6,290,350.00
<b>Total Mass Transit</b>	<b>31,223,016.00</b>	<b>30,955,958.00</b>	<b>30,955,958.00</b>	<b>14,319,659.86</b>	<b>41,356,823.00</b>	<b>41,356,823.00</b>	<b>41,356,823.00</b>	<b>41,356,823.00</b>	<b>41,356,823.00</b>	<b>41,356,823.00</b>	<b>8,989,415.57</b>	<b>8,989,415.57</b>
<b>Employee Benefits</b>												
Employer Contributions	96,086,652.00	96,086,652.00	96,086,652.00	85,921,960.06	103,066,170.00	103,066,170.00	103,066,170.00	103,066,170.00	103,066,170.00	103,066,170.00	45,164,442.73	45,164,442.73
<b>Total Employee Benefits</b>	<b>96,086,652.00</b>	<b>96,086,652.00</b>	<b>96,086,652.00</b>	<b>85,921,960.06</b>	<b>103,066,170.00</b>	<b>103,066,170.00</b>	<b>103,066,170.00</b>	<b>103,066,170.00</b>	<b>103,066,170.00</b>	<b>103,066,170.00</b>	<b>45,164,442.73</b>	<b>45,164,442.73</b>
<b>Total Department of Transportation</b>	<b>2,597,684,605.34</b>	<b>2,597,684,605.34</b>	<b>2,597,684,605.34</b>	<b>1,934,185,768.28</b>	<b>2,535,815,336.00</b>	<b>2,535,815,336.00</b>	<b>2,535,815,336.00</b>	<b>2,535,815,336.00</b>	<b>2,535,815,336.00</b>	<b>2,535,815,336.00</b>	<b>918,241,606.05</b>	<b>918,241,606.05</b>





State Fund Analysis  
Updated: January 3, 2023

		2014	2015	2016	2017	2018	2019	2020	2021	2022	2023	Cumulative
Lexington County Maintenance Complex	Proviso 118.17	Appropriated 100,000	-	-	-	-	-	-	-	-	-	100,000
		Expended	-	-	-	-	-	-	-	-	-	-
		Balance	100,000	-	-	-	-	-	-	-	-	100,000
2015 Flood	Proviso 118.16	Appropriated 37,300,000										37,300,000
		Expended	(11,753,393)	(8,953,938)	(14,912,818)					(1,679,850)		(37,300,000)
		Balance	25,546,607	(8,953,938)	(14,912,818)					(1,679,850)		0
Rest Areas	Proviso 118.16	Appropriated 4,000,000										4,000,000
		Expended							(105,504)	(55,547)		(161,051)
		Balance						4,000,000	(105,504)	(55,547)		3,838,949
SCDOT Litter Pickup	Proviso 118.18(B)(59)	Appropriated 8,000,000										8,000,000
9820.250000X000 10019000 561000		Expended									(264,961)	(264,961)
		Balance								8,000,000	(264,961)	7,735,039
Historic T-Bridge Repairs - City of Gaffney	Proviso 118.18(B)(76)	Appropriated 500,000										500,000
9817.260000X000 10019000 56100		Expended										-
Forest Lake Place Bridge	Proviso 118.18(B)(76)	Appropriated 500,000										500,000
9813.270000X000 10019000 561000		Expended										-
Five Points Road Funding	Proviso 118.18(B)(76)	Appropriated 850,000										850,000
9811.280000X000 10019000 56100		Expended										-
Interchange Justification Report Rebuilding	Proviso 118.18(B)(76)	Appropriated 1,000,000										1,000,000
Exit on I-85	Proviso 118.18(B)(76)	Appropriated										-
9809.290000X000 10019000 56100		Expended										-
City of Forest Acres Bridge	Proviso 118.18(B)(76)	Appropriated 500,000										500,000
9807.300000X000 10019000 56100		Expended										-
Palmetto Trail Highway 301 Pedestrian Bridge	Proviso 118.18(B)(76)	Appropriated 1,600,000										1,600,000
9822.310000X000 10019000 56100	<b>Project - 1400AP041361B2</b>	Expended										-
		Balance										-

\$500k in budget transferred to SCPRT on 11/3/21 to administer the bridge project. Sceis doc 1000796268.

Rest Areas Renovation 9817.240000X000 10019000 56100	Proviso 118.18(B)(78)	Appropriated	40,000,000	40,000,000
SLED -reimburse SCDOT 9828.020000X000 10019000 56100	Proviso 118.18(B)(44)	Appropriated/Transfer from SLED \$144k in budget transferred to SLED 01/31/22 sceis doc. 1011196481.	144,777	-
		Cumulative Balance		<u>52,185,039</u>
Other Operating Other 2000.03300X000	H5150 SFY 2023 \$120m	Appropriated Expended	7,413,399 (2,913,959)	7,413,399 (2,913,959)
Bridges 2000.033500X000	H5150 SFY 2023 \$120m	Appropriated Expended	23,022,898 (8,236,647)	23,022,898 (8,236,647)
Resurface 2000.03400X000	H5150 SFY 2023 \$120m	Appropriated Expended	14,647,828 (402,700)	14,647,828 (402,700)
Perm Improvements/ Safety 2000.034500X000	H5150 SFY 2023 \$120m	Appropriated Expended	32,289,976 (9,489,595)	32,289,976 (9,489,595)
Widenings 2000.035000X000	H5150 SFY 2023 \$120m	Appropriated Expended	22,800,381 36,502,144	22,800,381 36,502,144
Enhancements 2000.0355X000	H5150 SFY 2023 \$120m	Appropriated Expended	(10,079,945) 26,422,199	(10,079,945) 26,422,199
		Cumulative Balance		<u>88,458,350</u>
Town of Arcadia Lakes 9800.050200X000	Proviso 118.19(93)(tt)	Appropriated Expended	500,000 -	500,000 -
Tourism Congestion 9800.900100X000	Proviso 118.19(93)(ee) Transferred from PRT	Appropriated Expended	900,000 -	900,000 -
City of York Lincoln 9817.330000X000	Proviso 118.19(97)	Appropriated Expended	900,000 -	900,000 -
			400,000	400,000
			400,000	400,000

City of Easley 9817.350000X000	Proviso 118.19(97)	Appropriated Expended	500,000	500,000
			-	-
			<u>500,000</u>	<u>500,000</u>
Rural Interstates 9818.320000X000	Proviso 118.19(65)	Appropriated Expended	133,636,230	133,636,230
			-	-
			<u>133,636,230</u>	<u>133,636,230</u>
Hampton County 9818.340000X000	Proviso 118.19(97)	Appropriated Expended	200,000	200,000
			-	-
			<u>200,000</u>	<u>200,000</u>
Left Lane Driver 9821.360000X000	Proviso 118.19(97)	Appropriated Expended	50,000	50,000
			-	-
			<u>50,000</u>	<u>50,000</u>
		Cumulative Balance		<u>136,186,230</u>
				<u><u>280,768,568</u></u>

**Cumulative Balance at January 3, 2023; SFY 2023**

FY 23-24 Prioritized Budget Request Summary

South Carolina Department of Transportation - U120

Priority	Request Type (recurring, non-recurring, capital)	Request Title	Brief Description	FUNDING					FTEs														
				General - Recurring	General - Nonrecurring	Other	Federal	Total	State	Other	Federal	Total											
1	B1-Recurring	IMTF	New Gas Tax Fund			24,522,651					24,522,651												0.00
2	B1-Recurring	Engineering/ Construction	Highway Fund			(11,269,003)					(11,269,003)												0.00
3	B1-Recurring	Act 176	Act 176 Fund			16,477,349					16,477,349												0.00
4	B1-Recurring	Litter - Off Interstate	Highway Fund - State Approp	8,000,000							8,000,000												0.00
5	B1-Recurring	Port Access Rd.	Port Access Road Fund			(160,000)					(160,000)												0.00
6																							0.00
7																							0.00
8																							0.00
9																							0.00
10																							0.00
11																							0.00
12																							0.00
13																							0.00
14																							0.00
15																							0.00
16																							0.00
17																							0.00
18																							0.00
19																							0.00
20																							0.00
<b>TOTAL BUDGET REQUESTS</b>				\$ 8,000,000	\$ -	\$ 29,570,997	\$ -	\$ 37,570,997	\$ -	0.00	0.00	0.00	0.00	0.00									

Agency Name:	Department Of Transportation		
Agency Code:	U120	Section:	84



## Fiscal Year FY 2023-2024

## Agency Budget Plan

### FORM A - BUDGET PLAN SUMMARY

<b>OPERATING REQUESTS</b>  <i>(FORM B1)</i>	<b>For FY 2023-2024, my agency is (mark "X"):</b>	
	<input checked="" type="checkbox"/>	Requesting General Fund Appropriations.
	<input checked="" type="checkbox"/>	Requesting Federal/Other Authorization.
	<input type="checkbox"/>	Not requesting any changes.

<b>NON-RECURRING REQUESTS</b>  <i>(FORM B2)</i>	<b>For FY 2023-2024, my agency is (mark "X"):</b>	
	<input type="checkbox"/>	Requesting Non-Recurring Appropriations.
	<input type="checkbox"/>	Requesting Non-Recurring Federal/Other Authorization.
	<input checked="" type="checkbox"/>	Not requesting any changes.

<b>CAPITAL REQUESTS</b>  <i>(FORM C)</i>	<b>For FY 2023-2024, my agency is (mark "X"):</b>	
	<input type="checkbox"/>	Requesting funding for Capital Projects.
	<input checked="" type="checkbox"/>	Not requesting any changes.

<b>PROVISOS</b>  <i>(FORM D)</i>	<b>For FY 2023-2024, my agency is (mark "X"):</b>	
	<input checked="" type="checkbox"/>	Requesting a new proviso and/or substantive changes to existing provisos.
	<input type="checkbox"/>	Only requesting technical proviso changes (such as date references).
	<input type="checkbox"/>	Not requesting any proviso changes.

Please identify your agency's preferred contacts for this year's budget process.

	<u>Name</u>	<u>Phone</u>	<u>Email</u>
<b>PRIMARY CONTACT:</b>	Justin P. Powell	(803) 737-1240	powelljp@scdot.org
<b>SECONDARY CONTACT:</b>	Kevin Baker	(803) 737-7119	bakerjk@scdot.org

I have reviewed and approved the enclosed FY 2023-2024 Agency Budget Plan, which is complete and accurate to the extent of my knowledge.

	<u>Agency Director</u>	<u>Board or Commission Chair</u>
<b>SIGN/DATE:</b>		
<b>TYPE/PRINT NAME:</b>		

*This form must be signed by the agency head – not a delegate.*

Agency Name:	Department Of Transportation
Agency Code:	U120
Section:	84

BUDGET REQUESTS			FUNDING					FTES				
Priority	Request Type	Request Title	State	Federal	Earmarked	Restricted	Total	State	Federal	Earmarked	Restricted	Total
1	B1 - Recurring	Infrastructure Maintenance Trust Fund	0	0	0	24,522,651	24,522,651	0.00	0.00	0.00	0.00	0.00
2	B1 - Recurring	Engineering and Construction / Highway Fund	0	0	0	-11,269,003	-11,269,003	0.00	0.00	0.00	0.00	0.00
3	B1 - Recurring	Act 176	0	0	0	16,477,349	16,477,349	0.00	0.00	0.00	0.00	0.00
4	B1 - Recurring	Litter: Off-Interstate	8,000,000	0	0	0	8,000,000	0.00	0.00	0.00	0.00	0.00
5	B1 - Recurring	Engineering Construction/ Port Access Road	0	0	0	-160,000	-160,000	0.00	0.00	0.00	0.00	0.00
TOTALS			8,000,000	0	0	29,570,997	37,570,997	0.00	0.00	0.00	0.00	0.00

Agency Name:	Department Of Transportation		
Agency Code:	U120	Section:	84

## **FORM B1 – RECURRING OPERATING REQUEST**

<b>AGENCY PRIORITY</b>	1
------------------------	---

*Provide the Agency Priority Ranking from the Executive Summary.*

<b>TITLE</b>	<b>Infrastructure Maintenance Trust Fund</b>
--------------	--

*Provide a brief, descriptive title for this request.*

<b>AMOUNT</b>	<p><b>General: \$0</b></p> <p><b>Federal: \$0</b></p> <p><b>Other: \$24,522,651</b></p> <p><b>Total: \$24,522,651</b></p>
---------------	---

*What is the net change in requested appropriations for FY 2023-2024? This amount should correspond to the total for all funding sources on the Executive Summary.*

<b>NEW POSITIONS</b>	0.00
----------------------	------

*Please provide the total number of new positions needed for this request.*

<b>FACTORS ASSOCIATED WITH THE REQUEST</b>	<b>Mark "X" for all that apply:</b>	
	<input checked="" type="checkbox"/>	Change in cost of providing current services to existing program audience
	<input type="checkbox"/>	Change in case load/enrollment under existing program guidelines
	<input type="checkbox"/>	Non-mandated change in eligibility/enrollment for existing program
	<input type="checkbox"/>	Non-mandated program change in service levels or areas
	<input type="checkbox"/>	Proposed establishment of a new program or initiative
	<input type="checkbox"/>	Loss of federal or other external financial support for existing program
	<input type="checkbox"/>	Exhaustion of fund balances previously used to support program
	<input type="checkbox"/>	IT Technology/Security related
	<input type="checkbox"/>	Consulted DTO during development
<input type="checkbox"/>	Related to a Non-Recurring request – If so, Priority #	

<b>STATEWIDE ENTERPRISE STRATEGIC OBJECTIVES</b>	<b>Mark "X" for primary applicable Statewide Enterprise Strategic Objective:</b>	
	<input type="checkbox"/>	Education, Training, and Human Development
	<input type="checkbox"/>	Healthy and Safe Families
	<input type="checkbox"/>	Maintaining Safety, Integrity, and Security
	<input checked="" type="checkbox"/>	Public Infrastructure and Economic Development
<input type="checkbox"/>	Government and Citizens	

<b>ACCOUNTABILITY OF FUNDS</b>	2;2.1;2.1.1a;2.1.1b;2.1.1c2.1.1d
--------------------------------	----------------------------------

*What specific strategy, as outlined in the most recent Strategic Planning and Performance Measurement template of agency's accountability report, does this funding request support? How would this request advance that strategy? How would the use of these funds be evaluated?*

<b>RECIPIENTS OF</b>	Vendors providing road maintenance and contractor services.
----------------------	---

**FUNDS**

*What individuals or entities would receive these funds (contractors, vendors, grantees, individual beneficiaries, etc.)? How would these funds be allocated – using an existing formula, through a competitive process, based upon predetermined eligibility criteria?*

**JUSTIFICATION OF REQUEST**

Act 40 provided for additional funding to SCDOT for maintenance on the existing state road system. An increase in budget authorization is requested in anticipation for planned road maintenance projects, and is supported by anticipated revenue as forecasted by the Revenue and Fiscal Affairs Office.

*Please thoroughly explain the request to include the justification for funds, potential offsets, matching funds, and method of calculation. Please include any explanation of impact if funds are not received. If new positions have been requested, explain why existing vacancies are not sufficient.*



Agency Name:	Department Of Transportation		
Agency Code:	U120	Section:	84

## **FORM B1 – RECURRING OPERATING REQUEST**

<b>AGENCY PRIORITY</b>	2
------------------------	---

*Provide the Agency Priority Ranking from the Executive Summary.*

<b>TITLE</b>	<b>Engineering and Construction / Highway Fund</b>
--------------	--

*Provide a brief, descriptive title for this request.*

<b>AMOUNT</b>	<b>General: \$0</b> <b>Federal: \$0</b> <b>Other: (\$11,269,003)</b> <b>Total: (\$11,269,003)</b>
---------------	--

*What is the net change in requested appropriations for FY 2023-2024? This amount should correspond to the total for all funding sources on the Executive Summary.*

<b>NEW POSITIONS</b>	0.00
----------------------	------

*Please provide the total number of new positions needed for this request.*

<b>FACTORS ASSOCIATED WITH THE REQUEST</b>	<b>Mark "X" for all that apply:</b>	
	<input checked="" type="checkbox"/>	Change in cost of providing current services to existing program audience
	<input type="checkbox"/>	Change in case load/enrollment under existing program guidelines
	<input type="checkbox"/>	Non-mandated change in eligibility/enrollment for existing program
	<input type="checkbox"/>	Non-mandated program change in service levels or areas
	<input type="checkbox"/>	Proposed establishment of a new program or initiative
	<input type="checkbox"/>	Loss of federal or other external financial support for existing program
	<input type="checkbox"/>	Exhaustion of fund balances previously used to support program
	<input type="checkbox"/>	IT Technology/Security related
	<input type="checkbox"/>	Consulted DTO during development
<input type="checkbox"/>	Related to a Non-Recurring request – If so, Priority #	

<b>STATEWIDE ENTERPRISE STRATEGIC OBJECTIVES</b>	<b>Mark "X" for primary applicable Statewide Enterprise Strategic Objective:</b>	
	<input type="checkbox"/>	Education, Training, and Human Development
	<input type="checkbox"/>	Healthy and Safe Families
	<input type="checkbox"/>	Maintaining Safety, Integrity, and Security
	<input checked="" type="checkbox"/>	Public Infrastructure and Economic Development
<input type="checkbox"/>	Government and Citizens	

<b>ACCOUNTABILITY OF FUNDS</b>	1;1.1;1.1.1;1.2.1;2;2.1;2.1.1a;2.1.2;2.1.3;2.1.4;2.1.5a; 2.1.5b;2.1.5c;2.1.5d;2.1.6;2.2;2.2.1;2.3;2.3.1; 3;3.1;3.1.1a;3.1.1b;3.1.1c;3.1.1d;3.1.2;3.1.3;3.2;3.2.1;3.2.2;3.3;3.3.1;3.3.2a;3.3.2b;3.3.3
--------------------------------	--

*What specific strategy, as outlined in the most recent Strategic Planning and Performance Measurement template of agency's accountability report, does this funding request support? How would this request advance that strategy? How would the use of these funds be evaluated?*

<b>RECIPIENTS OF</b>	Vendors providing services to SCDOT, For example: contractors for road construction and maintenance work, and liability insurance.
----------------------	--

**FUNDS**

*What individuals or entities would receive these funds (contractors, vendors, grantees, individual beneficiaries, etc.)? How would these funds be allocated – using an existing formula, through a competitive process, based upon predetermined eligibility criteria?*

**JUSTIFICATION  
OF REQUEST**

Adjustment in authorization for payments for ongoing project expenditures in the federally eligible road construction and maintenance program.

*Please thoroughly explain the request to include the justification for funds, potential offsets, matching funds, and method of calculation. Please include any explanation of impact if funds are not received. If new positions have been requested, explain why existing vacancies are not sufficient.*

Agency Name:	Department Of Transportation		
Agency Code:	U120	Section:	84

## **FORM B1 – RECURRING OPERATING REQUEST**

<b>AGENCY PRIORITY</b>	3
------------------------	---

*Provide the Agency Priority Ranking from the Executive Summary.*

<b>TITLE</b>	Act 176
--------------	---------

*Provide a brief, descriptive title for this request.*

<b>AMOUNT</b>	<p><b>General: \$0</b></p> <p><b>Federal: \$0</b></p> <p><b>Other: \$16,477,349</b></p> <p><b>Total: \$16,477,349</b></p>
---------------	---

*What is the net change in requested appropriations for FY 2023-2024? This amount should correspond to the total for all funding sources on the Executive Summary.*

<b>NEW POSITIONS</b>	0.00
----------------------	------

*Please provide the total number of new positions needed for this request.*

<b>FACTORS ASSOCIATED WITH THE REQUEST</b>	<b>Mark "X" for all that apply:</b>	
	<input checked="" type="checkbox"/>	Change in cost of providing current services to existing program audience
	<input type="checkbox"/>	Change in case load/enrollment under existing program guidelines
	<input type="checkbox"/>	Non-mandated change in eligibility/enrollment for existing program
	<input type="checkbox"/>	Non-mandated program change in service levels or areas
	<input type="checkbox"/>	Proposed establishment of a new program or initiative
	<input type="checkbox"/>	Loss of federal or other external financial support for existing program
	<input type="checkbox"/>	Exhaustion of fund balances previously used to support program
	<input type="checkbox"/>	IT Technology/Security related
	<input type="checkbox"/>	Consulted DTO during development
<input type="checkbox"/>	Related to a Non-Recurring request – If so, Priority #	

<b>STATEWIDE ENTERPRISE STRATEGIC OBJECTIVES</b>	<b>Mark "X" for primary applicable Statewide Enterprise Strategic Objective:</b>	
	<input type="checkbox"/>	Education, Training, and Human Development
	<input type="checkbox"/>	Healthy and Safe Families
	<input type="checkbox"/>	Maintaining Safety, Integrity, and Security
	<input checked="" type="checkbox"/>	Public Infrastructure and Economic Development
<input type="checkbox"/>	Government and Citizens	

<b>ACCOUNTABILITY OF FUNDS</b>	1;1.2;1.2.1;2;2.1;2.1.2;2.1.3;3;3.2;3.2.2;3.3;3.3.1
--------------------------------	---

*What specific strategy, as outlined in the most recent Strategic Planning and Performance Measurement template of agency's accountability report, does this funding request support? How would this request advance that strategy? How would the use of these funds be evaluated?*

<b>RECIPIENTS OF</b>	Vendors providing road construction and maintenance services to SCDOT.
----------------------	--

**FUNDS**

*What individuals or entities would receive these funds (contractors, vendors, grantees, individual beneficiaries, etc.)? How would these funds be allocated – using an existing formula, through a competitive process, based upon predetermined eligibility criteria?*

**JUSTIFICATION OF REQUEST**

Funds deposited in the Non-Federal Aid Highway Fund established in Act 176 of 2005 may be used for repairs, maintenance and improvements to the existing transportation system. (SCDOT proviso 84.16). Increase is based on forecasted revenue and planned project expenditures in FY 2024.

*Please thoroughly explain the request to include the justification for funds, potential offsets, matching funds, and method of calculation. Please include any explanation of impact if funds are not received. If new positions have been requested, explain why existing vacancies are not sufficient.*

Agency Name:	Department Of Transportation		
Agency Code:	U120	Section:	84

## **FORM B1 – RECURRING OPERATING REQUEST**

<b>AGENCY PRIORITY</b>	4
------------------------	---

*Provide the Agency Priority Ranking from the Executive Summary.*

<b>TITLE</b>	<b>Litter: Off-Interstate</b>
--------------	-------------------------------

*Provide a brief, descriptive title for this request.*

<b>AMOUNT</b>	<b>General: \$8,000,000</b> <b>Federal: \$0</b> <b>Other: \$0</b> <b>Total: \$8,000,000</b>
---------------	--

*What is the net change in requested appropriations for FY 2023-2024? This amount should correspond to the total for all funding sources on the Executive Summary.*

<b>NEW POSITIONS</b>	0.00
----------------------	------

*Please provide the total number of new positions needed for this request.*

<b>FACTORS ASSOCIATED WITH THE REQUEST</b>	<b>Mark "X" for all that apply:</b>	
	<input type="checkbox"/>	Change in cost of providing current services to existing program audience
	<input type="checkbox"/>	Change in case load/enrollment under existing program guidelines
	<input type="checkbox"/>	Non-mandated change in eligibility/enrollment for existing program
	<input type="checkbox"/>	Non-mandated program change in service levels or areas
	<input checked="" type="checkbox"/>	Proposed establishment of a new program or initiative
	<input type="checkbox"/>	Loss of federal or other external financial support for existing program
	<input type="checkbox"/>	Exhaustion of fund balances previously used to support program
	<input type="checkbox"/>	IT Technology/Security related
	<input type="checkbox"/>	Consulted DTO during development
<input type="checkbox"/>	Related to a Non-Recurring request – If so, Priority #	

<b>STATEWIDE ENTERPRISE STRATEGIC OBJECTIVES</b>	<b>Mark "X" for primary applicable Statewide Enterprise Strategic Objective:</b>	
	<input type="checkbox"/>	Education, Training, and Human Development
	<input type="checkbox"/>	Healthy and Safe Families
	<input type="checkbox"/>	Maintaining Safety, Integrity, and Security
	<input checked="" type="checkbox"/>	Public Infrastructure and Economic Development
<input type="checkbox"/>	Government and Citizens	

<b>ACCOUNTABILITY OF FUNDS</b>	2;2.1;2.1.5a
--------------------------------	--------------

*What specific strategy, as outlined in the most recent Strategic Planning and Performance Measurement template of agency's accountability report, does this funding request support? How would this request advance that strategy? How would the use of these funds be evaluated?*

<b>RECIPIENTS OF</b>	Vendors providing litter pick up services to SCDOT.
----------------------	---

**FUNDS**

*What individuals or entities would receive these funds (contractors, vendors, grantees, individual beneficiaries, etc.)? How would these funds be allocated – using an existing formula, through a competitive process, based upon predetermined eligibility criteria?*

**JUSTIFICATION OF REQUEST**

Will provide litter pick up for "off-interstate" roadways.

*Please thoroughly explain the request to include the justification for funds, potential offsets, matching funds, and method of calculation. Please include any explanation of impact if funds are not received. If new positions have been requested, explain why existing vacancies are not sufficient.*

Agency Name:	Department Of Transportation		
Agency Code:	U120	Section:	84

## **FORM B1 – RECURRING OPERATING REQUEST**

<b>AGENCY PRIORITY</b>	5
------------------------	---

*Provide the Agency Priority Ranking from the Executive Summary.*

<b>TITLE</b>	<b>Engineering Construction/ Port Access Road</b>
--------------	---

*Provide a brief, descriptive title for this request.*

<b>AMOUNT</b>	<b>General: \$0</b> <b>Federal: \$0</b> <b>Other: (\$160,000)</b> <b>Total: (\$160,000)</b>
---------------	--

*What is the net change in requested appropriations for FY 2023-2024? This amount should correspond to the total for all funding sources on the Executive Summary.*

<b>NEW POSITIONS</b>	0.00
----------------------	------

*Please provide the total number of new positions needed for this request.*

<b>FACTORS ASSOCIATED WITH THE REQUEST</b>	<b>Mark "X" for all that apply:</b>	
	<input checked="" type="checkbox"/>	Change in cost of providing current services to existing program audience
	<input type="checkbox"/>	Change in case load/enrollment under existing program guidelines
	<input type="checkbox"/>	Non-mandated change in eligibility/enrollment for existing program
	<input type="checkbox"/>	Non-mandated program change in service levels or areas
	<input type="checkbox"/>	Proposed establishment of a new program or initiative
	<input type="checkbox"/>	Loss of federal or other external financial support for existing program
	<input type="checkbox"/>	Exhaustion of fund balances previously used to support program
	<input type="checkbox"/>	IT Technology/Security related
	<input type="checkbox"/>	Consulted DTO during development
<input type="checkbox"/>	Related to a Non-Recurring request – If so, Priority #	

<b>STATEWIDE ENTERPRISE STRATEGIC OBJECTIVES</b>	<b>Mark "X" for primary applicable Statewide Enterprise Strategic Objective:</b>	
	<input type="checkbox"/>	Education, Training, and Human Development
	<input type="checkbox"/>	Healthy and Safe Families
	<input type="checkbox"/>	Maintaining Safety, Integrity, and Security
	<input checked="" type="checkbox"/>	Public Infrastructure and Economic Development
<input type="checkbox"/>	Government and Citizens	

<b>ACCOUNTABILITY OF FUNDS</b>	N/A as project is completed prior to FY 2024.
--------------------------------	---

*What specific strategy, as outlined in the most recent Strategic Planning and Performance Measurement template of agency's accountability report, does this funding request support? How would this request advance that strategy? How would the use of these funds be evaluated?*

<b>RECIPIENTS OF</b>	Vendors and service providers for construction contracts.
----------------------	---

**FUNDS**

*What individuals or entities would receive these funds (contractors, vendors, grantees, individual beneficiaries, etc.)? How would these funds be allocated – using an existing formula, through a competitive process, based upon predetermined eligibility criteria?*

**JUSTIFICATION OF REQUEST**

Port Access Road is complete.

*Please thoroughly explain the request to include the justification for funds, potential offsets, matching funds, and method of calculation. Please include any explanation of impact if funds are not received. If new positions have been requested, explain why existing vacancies are not sufficient.*



Agency Name:	Department Of Transportation		
Agency Code:	U120	Section:	84

## **FORM D – PROVISO REVISION REQUEST**

<b>NUMBER</b>	84.10
---------------	-------

*Cite the proviso according to the renumbered list (or mark "NEW").*

<b>TITLE</b>	General Fund Balance Carryforward
--------------	-----------------------------------

*Provide the title from the renumbered list or suggest a short title for any new request.*

<b>BUDGET PROGRAM</b>	II. Highway Engineering B. Construction
-----------------------	---

*Identify the associated budget program(s) by name and budget section.*

<b>RELATED BUDGET REQUEST</b>	N/A
-------------------------------	-----

*Is this request associated with a budget request you have submitted for FY 2023-2024? If so, cite it here.*

<b>REQUESTED ACTION</b>	Delete
-------------------------	--------

*Choose from: Add, Delete, Amend, or Codify.*

<b>OTHER AGENCIES AFFECTED</b>	N/A
--------------------------------	-----

*Which other agencies would be affected by the recommended action? How?*

<b>SUMMARY &amp; EXPLANATION</b>	<p>Delete 84.10, as the language is a duplicate of 84.1.</p> <p><del>The Department of Transportation may carry forward any unexpended general fund balance from the prior fiscal year and expend those funds in the current fiscal year.</del></p>
----------------------------------	---

*Summarize the existing proviso. If requesting a new proviso, describe the current state of affairs without it. Explain the need for your requested action. For deletion requests due to recent codification, please identify SC Code section where language now appears.*

**FISCAL IMPACT**

No fiscal impact.

*Provide estimates of any fiscal impacts associated with this proviso, whether for state, federal, or other funds. Explain the method of calculation.*

**PROPOSED  
PROVISO TEXT**

~~The Department of Transportation may carry forward any unexpended general fund balance from the prior fiscal year and expend those funds in the current fiscal year.~~

*Paste existing text above, then bold and underline insertions and strikethrough deletions. For new proviso requests, enter requested text above.*

Agency Name:	Department Of Transportation		
Agency Code:	U120	Section:	84

## **FORM E – AGENCY COST SAVINGS AND GENERAL FUND REDUCTION CONTINGENCY PLAN**

<b>TITLE</b>	Agency Cost Savings and General Fund Reduction Contingency Plan
--------------	---

<b>AMOUNT</b>	\$3,601,718
---------------	-------------

*What is the General Fund 3% reduction amount? This amount should correspond to the reduction spreadsheet prepared by EBO.*

<b>ASSOCIATED FTE REDUCTIONS</b>	None
----------------------------------	------

*How many FTEs would be reduced in association with this General Fund reduction?*

<b>PROGRAM / ACTIVITY IMPACT</b>	<p>\$1,718 - Funding is used to assist in funding statewide transit entities that provide mass transit opportunities, and for non-federally eligible programs that assist transit initiatives.</p> <p>\$3,600,000 - Funding consists of Recurring State General Funds provided to SCDOT in SFY 2022 to provide state match for federally funded road projects.</p>
----------------------------------	--

*What programs or activities are supported by the General Funds identified?*

<b>SUMMARY</b>	<p>\$1,718 - The 3% general fund reduction will result in a lower level of funding provided to statewide transit entities that currently provide mass transit opportunities.</p> <p>\$3,600,000 - The 3% general fund reduction will result in SCDOT not having the required match to draw down federal funding for road projects.</p>
----------------	--

*Please provide a detailed summary of service delivery impact caused by a reduction in General Fund Appropriations and provide the method of calculation for anticipated reductions. Agencies should prioritize reduction in expenditures that have the least significant impact on service delivery.*

**AGENCY COST SAVINGS PLANS**

N/A

*What measures does the agency plan to implement to reduce its costs and operating expenses by more than \$50,000? Provide a summary of the measures taken and the estimated amount of savings. How does the agency plan to repurpose the savings?*

Agency Name:	Department Of Transportation		
Agency Code:	U120	Section:	84

## FORM F – REDUCING COST AND BURDEN TO BUSINESSES AND CITIZENS

<b>TITLE</b>	Load Restricted Bridge Replacement Program/ Damage Claims
--------------	---

*Provide a brief, descriptive title for this request.*

<b>EXPECTED SAVINGS TO BUSINESSES AND CITIZENS</b>	<p>Resurfacing Program FY 2024 savings: \$29,668.</p> <p>Load Restricted Bridge Replacement Program: \$26,127,768.</p> <p>Total Savings: \$26,157,436.</p>
--	--

*What is the expected savings to South Carolina's businesses and citizens that is generated by this proposal? The savings could be related to time or money.*

<b>FACTORS ASSOCIATED WITH THE REQUEST</b>	<p><b>Mark "X" for all that apply:</b></p> <table border="1"> <tr> <td><input type="checkbox"/></td> <td>Repeal or revision of regulations.</td> </tr> <tr> <td><input type="checkbox"/></td> <td>Reduction of agency fees or fines to businesses or citizens.</td> </tr> <tr> <td><input checked="" type="checkbox"/></td> <td>Greater efficiency in agency services or reduction in compliance burden.</td> </tr> <tr> <td><input type="checkbox"/></td> <td>Other</td> </tr> </table>	<input type="checkbox"/>	Repeal or revision of regulations.	<input type="checkbox"/>	Reduction of agency fees or fines to businesses or citizens.	<input checked="" type="checkbox"/>	Greater efficiency in agency services or reduction in compliance burden.	<input type="checkbox"/>	Other
<input type="checkbox"/>	Repeal or revision of regulations.								
<input type="checkbox"/>	Reduction of agency fees or fines to businesses or citizens.								
<input checked="" type="checkbox"/>	Greater efficiency in agency services or reduction in compliance burden.								
<input type="checkbox"/>	Other								

<b>METHOD OF CALCULATION</b>	<p>Resurface Program: Averaged 7 years of damage claims paid the agency, and estimated a 3% savings: \$29,688.</p> <p>Load Restricted Bridge Program : Estimated the cost to the motoring public of driving around the load restricted bridges using detours. Costs include motor fuel, operating costs of trucks, and mileage driven. Estimated savings: \$26,127,768. The budget program impacted is II B Permanent Improvements Bridges, and the Highway Operating Fund 44909000.</p>
------------------------------	--

*Describe the method of calculation for determining the expected cost or time savings to businesses or citizens.*

<b>REDUCTION OF FEES OR FINES</b>	N/A
-----------------------------------	-----

*Which fees or fines does the agency intend to reduce? What was the fine or fee revenue for the previous fiscal year? What was the associated program expenditure for the previous fiscal year? What is the enabling authority for the issuance of the fee or fine?*

<b>REDUCTION OF REGULATION</b>	N/A
--------------------------------	-----

*Which regulations does the agency intend to amend or delete? What is the enabling authority for the regulation?*

<b>SUMMARY</b>	<p>The resurface program will result in better roads, and fewer motorists repair claims paid by the agency. Estimated reduction in claims: 3%, \$29,688.</p> <p>The load restricted bridge replacement program will result in repair/replacement of restricted bridges, and a savings to the motoring public not having to use detours around the bridges. Estimates savings: \$26,127,436.</p>
----------------	---

*Provide an explanation of the proposal and its positive results on businesses or citizens. How will the request affect agency operations?*



Agency Name:	Department Of Transportation		
Agency Code:	U120	Section:	84

## **FORM D – PROVISO REVISION REQUEST**

<b>NUMBER</b>	84.10
---------------	-------

*Cite the proviso according to the renumbered list (or mark "NEW").*

<b>TITLE</b>	General Fund Balance Carryforward
--------------	-----------------------------------

*Provide the title from the renumbered list or suggest a short title for any new request.*

<b>BUDGET PROGRAM</b>	II. Highway Engineering B. Construction
-----------------------	---

*Identify the associated budget program(s) by name and budget section.*

<b>RELATED BUDGET REQUEST</b>	N/A
-------------------------------	-----

*Is this request associated with a budget request you have submitted for FY 2023-2024? If so, cite it here.*

<b>REQUESTED ACTION</b>	Delete
-------------------------	--------

*Choose from: Add, Delete, Amend, or Codify.*

<b>OTHER AGENCIES AFFECTED</b>	N/A
--------------------------------	-----

*Which other agencies would be affected by the recommended action? How?*

<b>SUMMARY &amp; EXPLANATION</b>	<p>Delete 84.10, as the language is a duplicate of 84.1.</p> <p><del>The Department of Transportation may carry forward any unexpended general fund balance from the prior fiscal year and expend those funds in the current fiscal year.</del></p>
----------------------------------	---



Summarize the existing proviso. If requesting a new proviso, describe the current state of affairs without it. Explain the need for your requested action. For deletion requests due to recent codification, please identify SC Code section where language now appears.

**FISCAL IMPACT**

No fiscal impact.

Provide estimates of any fiscal impacts associated with this proviso, whether for state, federal, or other funds. Explain the method of calculation.

**PROPOSED  
PROVISO TEXT**

~~The Department of Transportation may carry forward any unexpended general fund balance from the prior fiscal year and expend those funds in the current fiscal year.~~

Paste existing text above, then bold and underline insertions and strikethrough deletions. For new proviso requests, enter requested text above.

**FY 23-24 Prioritized Budget Request Summary**  
**County Transportation Committee - U200**

Priority	Request Type (recurring, non-recurring, capital)	Request Title	Brief Description	FUNDING					FTEs						
				General - Recurring	General - Nonrecurring	Other	Federal	Total	State	Other	Federal	Total			
1	B1-Recurring	CTC Fund 49369000	County Transportation Committee Operating Fund			3,922,599				3,922,599					0.00
2															0.00
3															0.00
4															0.00
5															0.00
6															0.00
7															0.00
8															0.00
9															0.00
10															0.00
11															0.00
12															0.00
13															0.00
14															0.00
15															0.00
16															0.00
17															0.00
18															0.00
19															0.00
20															0.00
<b>TOTAL BUDGET REQUESTS</b>				\$	- \$	- \$	3,922,599 \$	- \$	3,922,599 \$	0.00	0.00	0.00	0.00	0.00	0.00


Agency Name:	County Transportation Funds		
Agency Code:	U200	Section:	86



**Fiscal Year FY 2023-2024**

**Agency Budget Plan**

**FORM A - BUDGET PLAN SUMMARY**

<b>OPERATING REQUESTS</b> <i>(FORM B1)</i>	<b>For FY 2023-2024, my agency is (mark "X"):</b>	
	<input type="checkbox"/>	Requesting General Fund Appropriations.
	<input checked="" type="checkbox"/>	Requesting Federal/Other Authorization.
	<input type="checkbox"/>	Not requesting any changes.

<b>NON-RECURRING REQUESTS</b> <i>(FORM B2)</i>	<b>For FY 2023-2024, my agency is (mark "X"):</b>	
	<input type="checkbox"/>	Requesting Non-Recurring Appropriations.
	<input type="checkbox"/>	Requesting Non-Recurring Federal/Other Authorization.
	<input checked="" type="checkbox"/>	Not requesting any changes.

<b>CAPITAL REQUESTS</b> <i>(FORM C)</i>	<b>For FY 2023-2024, my agency is (mark "X"):</b>	
	<input type="checkbox"/>	Requesting funding for Capital Projects.
	<input checked="" type="checkbox"/>	Not requesting any changes.
	<input type="checkbox"/>	

<b>PROVISOS</b> <i>(FORM D)</i>	<b>For FY 2023-2024, my agency is (mark "X"):</b>	
	<input type="checkbox"/>	Requesting a new proviso and/or substantive changes to existing provisos.
	<input type="checkbox"/>	Only requesting technical proviso changes (such as date references).
	<input checked="" type="checkbox"/>	Not requesting any proviso changes.

Please identify your agency's preferred contacts for this year's budget process.

	<u>Name</u>	<u>Phone</u>	<u>Email</u>
<b>PRIMARY CONTACT:</b>	Justin P. Powell	(803) 737-1240	powelljp@scdot.org
<b>SECONDARY CONTACT:</b>	Kevin Baker	(803) 737-7119	bakerjk@scdot.org

I have reviewed and approved the enclosed FY 2023-2024 Agency Budget Plan, which is complete and accurate to the extent of my knowledge.

	<u>Agency Director</u>	<u>Board or Commission Chair</u>
<b>SIGN/DATE:</b>		
<b>TYPE/PRINT NAME:</b>		

*This form must be signed by the agency head – not a delegate.*

Agency Name:	County Transportation Funds
Agency Code:	U200
Section:	86

BUDGET REQUESTS			FUNDING					FTES				
Priority	Request Type	Request Title	State	Federal	Earmarked	Restricted	Total	State	Federal	Earmarked	Restricted	Total
1	B1 - Recurring	Fund 49369000 CTC	0	0	0	3,922,599	3,922,599	0.00	0.00	0.00	0.00	0.00
TOTALS			0	0	0	3,922,599	3,922,599	0.00	0.00	0.00	0.00	0.00

Agency Name:	County Transportation Funds		
Agency Code:	U200	Section:	86

## **FORM B1 – RECURRING OPERATING REQUEST**

<b>AGENCY PRIORITY</b>	1
------------------------	---

*Provide the Agency Priority Ranking from the Executive Summary.*

<b>TITLE</b>	Fund 49369000 CTC
--------------	-------------------

*Provide a brief, descriptive title for this request.*

<b>AMOUNT</b>	<p><b>General: \$0</b></p> <p><b>Federal: \$0</b></p> <p><b>Other: \$3,922,599</b></p> <p><b>Total: \$3,922,599</b></p>
---------------	---

*What is the net change in requested appropriations for FY 2023-2024? This amount should correspond to the total for all funding sources on the Executive Summary.*

<b>NEW POSITIONS</b>	0.00
----------------------	------

*Please provide the total number of new positions needed for this request.*

<b>FACTORS ASSOCIATED WITH THE REQUEST</b>	<b>Mark "X" for all that apply:</b>	
	<input checked="" type="checkbox"/>	Change in cost of providing current services to existing program audience
	<input type="checkbox"/>	Change in case load/enrollment under existing program guidelines
	<input type="checkbox"/>	Non-mandated change in eligibility/enrollment for existing program
	<input type="checkbox"/>	Non-mandated program change in service levels or areas
	<input type="checkbox"/>	Proposed establishment of a new program or initiative
	<input type="checkbox"/>	Loss of federal or other external financial support for existing program
	<input type="checkbox"/>	Exhaustion of fund balances previously used to support program
	<input type="checkbox"/>	IT Technology/Security related
	<input type="checkbox"/>	Consulted DTO during development
<input type="checkbox"/>	Related to a Non-Recurring request – If so, Priority #	

<b>STATEWIDE ENTERPRISE STRATEGIC OBJECTIVES</b>	<b>Mark "X" for primary applicable Statewide Enterprise Strategic Objective:</b>	
	<input type="checkbox"/>	Education, Training, and Human Development
	<input type="checkbox"/>	Healthy and Safe Families
	<input type="checkbox"/>	Maintaining Safety, Integrity, and Security
	<input checked="" type="checkbox"/>	Public Infrastructure and Economic Development
<input type="checkbox"/>	Government and Citizens	

<b>ACCOUNTABILITY OF FUNDS</b>	N/A
--------------------------------	-----

*What specific strategy, as outlined in the most recent Strategic Planning and Performance Measurement template of agency's accountability report, does this funding request support? How would this request advance that strategy? How would the use of these funds be evaluated?*

<b>RECIPIENTS OF</b>	Counties participating in the CTC program.
----------------------	--

**FUNDS**

*What individuals or entities would receive these funds (contractors, vendors, grantees, individual beneficiaries, etc.)? How would these funds be allocated – using an existing formula, through a competitive process, based upon predetermined eligibility criteria?*

**JUSTIFICATION OF REQUEST**

Anticipated increase in spending patterns due to increased funding provided by the Act 40 increase in motor fuel.

*Please thoroughly explain the request to include the justification for funds, potential offsets, matching funds, and method of calculation. Please include any explanation of impact if funds are not received. If new positions have been requested, explain why existing vacancies are not sufficient.*